

Welcome to [E-XFL.COM](https://www.e-xfl.com)

What is "[Embedded - Microcontrollers](#)"?

"[Embedded - Microcontrollers](#)" refer to small, integrated circuits designed to perform specific tasks within larger systems. These microcontrollers are essentially compact computers on a single chip, containing a processor core, memory, and programmable input/output peripherals. They are called "embedded" because they are embedded within electronic devices to control various functions, rather than serving as standalone computers. Microcontrollers are crucial in modern electronics, providing the intelligence and control needed for a wide range of applications.

Applications of "[Embedded - Microcontrollers](#)"

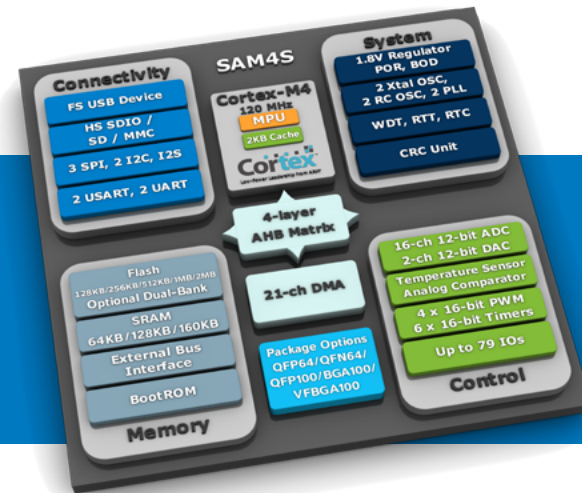
Details

Product Status	Active
Core Processor	ARM® Cortex®-M4
Core Size	32-Bit Single-Core
Speed	120MHz
Connectivity	EBI/EMI, I ² C, IrDA, Memory Card, SPI, SSC, UART/USART, USB
Peripherals	Brown-out Detect/Reset, DMA, POR, PWM, WDT
Number of I/O	79
Program Memory Size	512KB (512K x 8)
Program Memory Type	FLASH
EEPROM Size	-
RAM Size	128K x 8
Voltage - Supply (Vcc/Vdd)	1.62V ~ 3.6V
Data Converters	A/D 16x12b; D/A 2x12b
Oscillator Type	Internal
Operating Temperature	-40°C ~ 85°C (TA)
Mounting Type	Surface Mount
Package / Case	100-VFBGA
Supplier Device Package	100-VFBGA (7x7)
Purchase URL	https://www.e-xfl.com/product-detail/microchip-technology/atsam4s8ca-cfur



Atmel | SMART SAM4S Series MCU

Scalable Performance, Memory Density,
and Power Efficiency



Based on the powerful ARM® Cortex®-M4 processor, the Atmel® | SMART SAM4S series extends the Atmel® ARM Cortex-M-based microcontroller (MCU) portfolio to offer:

- Increased performance and power efficiency
- Higher memory densities up to 2MB of Flash and 160KB of SRAM
- Rich peripheral set for connectivity, system control and analog interfacing.

The SAM4S series offers pin-to-pin compatibility with Atmel | SMART SAM4N, SAM3S, SAM3N and SAM7S devices, facilitating easy migration within the portfolio.

Key Features





- **Improved Performance Level** – Built around the ARM Cortex-M4 core, the Atmel SAM4S operates at 120MHz and integrates the Atmel Flash read accelerator and optional cache memory to increase system performance. The SAM4S features a multi-layer bus matrix, multi-channel direct memory access (DMA) and distributed memory to support high data rate communication.
- **Low Power Consumption** – The SAM4S series achieves 180µA/MHz in dynamic mode and 1µA at 1.8V in back-up mode with the real-time clock (RTC) running. Offering some of the best power consumption/performance rates on the market for standby mode, the SAM4S series reaches 120MHz operating frequency with a RAM retention mode below 25µA.
- **Safety and Security** – Integrated best-in-class hardware code protection:
 - Prevents access to on-chip memory to protect your intellectual property (IP)
 - Supports secure device reconditioning (chip erase) for reprogramming
 - A unique 128-bit ID and scrambled external bus interface ensure software confidentiality while the hardware CRC checks memory integrity
- **Atmel QTouch Capacitive Touch Support** – The SAM4S series is touch-ready, offering native support for Atmel's market-leading Atmel QTouch® technology so you can easily implement buttons, sliders and wheels in your application.
- **Ease of Use** – Accelerate your development cycle with Atmel Studio, a seamless, easy-to-use integrated development environment (IDE). Get a jump-start on your design with dedicated evaluation kits and software packages. For rapid evaluation and code development, Atmel and industry-leading third parties provide a full range of development tools, real-time operating system (RTOS), middleware and support services to reduce time to market.

Application Areas

- Consumer goods and toys
- Industrial control
- Metering
- Medical
- Test and measurement
- 802.15.4 wireless networking
- PC, cell phone, gaming peripherals

Design Tools and Ecosystem

Atmel offers a full suite of hardware tools for evaluation and prototyping with the SAM4S devices. All SAM4S evaluation tools are supported by Atmel Studio integrated development environment (IDE) and integrate QTouch library support for buttons, wheels and sliders. They are backed by a worldwide support ecosystem of industry-leading suppliers of development tools, real-time operating systems and middleware products to make your design process easier and reduce time to market.

	SAM4S Xplained Pro The Xplained Pro platform consist of a main board with multiple expansion ports plus extension boards, including OLED LCD displays, buttons, sensors and more. The board is available standalone or as part of a starter kit. The extension boards can also be purchased separately. Evaluation Kit Ordering Code: ATSAM4S-XPRO Starter Kit Ordering Code: ATSAM4S-XSTK		SAM4S-EK2 A full-featured board to quickly evaluate and develop code for applications running on Atmel SMART SAM4S microcontrollers. Ordering Code: ATSAM4S-EK2
	SAM4S Xplained The Xplained platform is for early evaluation of the capabilities offered by the SAM4S MCU which contains QTouch button sensors, LEDs, a USB port. The Xplained expansion headers provide easy access to analog and digital I/O pins. The board is powered by the USB cable and integrates a JTAG emulator with USB interface for programming and debugging. Ordering Code: ATSAM4S-XPLD		SAM4S Wireless PIR Reference Design Kit The SAM4S-WPIR-RD Reference Design Kit is based on the SAM4S16C device. Thanks to this reference design, you will be able to develop your own PIR motion detector camera. Ordering Code: ATSAM4S-WPIR-RD

SAM4S Ordering Information

Atmel Ordering Code	Flash	SRAM	Cache	Package	Atmel Ordering Code	Flash	SRAM	Cache	Package
ATSAM4SD32CA-CFU	2x1MB Dual-bank	160KB	2KB	VFBGA100	ATSAM4S8CA-CFU	512KB	128KB	--	VFBGA100
ATSAM4SD32CA-CU				TFBGA100	ATSAM4S8CA-CU				TFBGA100
ATSAM4SD32CA-AU				LQFP100	ATSAM4S8CA-AU				LQFP100
ATSAM4SD32BA-AU				LQFP64	ATSAM4S8BA-AU				LQFP64
ATSAM4SD32BA-MU				QFN64	ATSAM4S8BA-MU				QFN64
ATSAM4SD16CA-CFU	2x512KB Dual-bank	160KB	2KB	VFBGA100	ATSAM4S8BA-UUR	256KB	64KB	--	WLCSP64
ATSAM4SD16CA-CU				TFBGA100	ATSAM4S4CA-CFU				VFBGA100
ATSAM4SD16CA-AU				LQFP100	ATSAM4S4CA-CU				TFBGA100
ATSAM4SD16BA-AU				LQFP64	ATSAM4S4CA-AU				LQFP100
ATSAM4SD16BA-MU	1MB	160KB	2KB	QFN64	ATSAM4S4BA-AU	128KB	64KB	--	LQFP64
ATSAM4SA16CA-CFU				VFBGA100	ATSAM4S4BA-MU				QFN64
ATSAM4SA16CA-CU				TFBGA100	ATSAM4S4BA-UUR				WLCSP64
ATSAM4SA16CA-AU				LQFP100	ATSAM4S4AA-AU				LQFP48
ATSAM4SA16BA-AU				LQFP64	ATSAM4S4AA-MU				QFN48
ATSAM4SA16BA-MU	1MB	128KB	--	QFN64	ATSAM4S2CA-CFU	128KB	64KB	--	VFBGA100
ATSAM4S16CA-CFU				VFBGA100	ATSAM4S2CA-CU				TFBGA100
ATSAM4S16CA-CU				TFBGA100	ATSAM4S2CA-AU				LQFP100
ATSAM4S16CA-AU				LQFP100	ATSAM4S2BA-AU				LQFP64
ATSAM4S16BA-AU				LQFP64	ATSAM4S2BA-MU				QFN64
ATSAM4S16BA-MU	1MB	128KB	--	QFN64	ATSAM4S2BA-UUR				WLCSP64
ATSAM4S16BA-UUR				WLCSP64	ATSAM4S2AA-AU				LQFP48
					ATSAM4S2AA-MU				QFN48

The QFP package has a -40°C to 105°C option. Also available upon request for any other package type.
 To order: replace the final letter 'U' by an 'N' (ex: ATSAM4S16CA-AN).

Atmel | Enabling Unlimited Possibilities®



Atmel Corporation 1600 Technology Drive, San Jose, CA 95110 USA **T :** (+1)(408) 441.0311 **F :** (+1)(408) 436.4200 | **www.atmel.com**

© 2015 Atmel Corporation. / Rev.: Atmel-11177E-ARM-SAM4S_E_US_122015

Atmel®, Atmel logo and combinations thereof, Enabling Unlimited Possibilities®, and others are registered trademarks or trademarks of Atmel Corporation in U.S. and other countries. ARM®, ARM Connected® logo and others are the registered trademarks or trademarks of ARM Ltd. Other terms and product names may be trademarks of others.

Disclaimer: The information in this document is provided in connection with Atmel products. No license, express or implied, by estoppel or otherwise, to any intellectual property right is granted by this document or in connection with the sale of Atmel products. EXCEPT AS SET FORTH IN THE ATMEL TERMS AND CONDITIONS OF SALES LOCATED ON THE ATMEL WEBSITE, ATMEL ASSUMES NO LIABILITY WHATSOEVER AND DISCLAIMS ANY EXPRESS, IMPLIED OR STATUTORY WARRANTY RELATING TO ITS PRODUCTS INCLUDING, BUT NOT LIMITED TO, THE IMPLIED WARRANTY OF MERCHANTABILITY, FITNESS FOR A PARTICULAR PURPOSE, OR NON-INFRINGEMENT. IN NO EVENT SHALL ATMEL BE LIABLE FOR ANY DIRECT, INDIRECT, CONSEQUENTIAL, PUNITIVE, SPECIAL OR INCIDENTAL DAMAGES (INCLUDING, WITHOUT LIMITATION, DAMAGES FOR LOSS AND PROFITS, BUSINESS INTERRUPTION, OR LOSS OF INFORMATION) ARISING OUT OF THE USE OR INABILITY TO USE THIS DOCUMENT, EVEN IF ATMEL HAS BEEN ADVISED OF THE POSSIBILITY OF SUCH DAMAGES. Atmel makes no representations or warranties with respect to the accuracy or completeness of the contents of this document and reserves the right to make changes to specifications and products descriptions at any time without notice. Atmel does not make any commitment to update the information contained herein. Unless specifically provided otherwise, Atmel products are not suitable for, and shall not be used in, automotive applications. Atmel products are not intended, authorized, or warranted for use as components in applications intended to support or sustain life.