



Welcome to E-XFL.COM

Understanding [Embedded - Microcontroller, Microprocessor, FPGA Modules](#)

Embedded - Microcontroller, Microprocessor, and FPGA Modules are fundamental components in modern electronic systems, offering a wide range of functionalities and capabilities. Microcontrollers are compact integrated circuits designed to execute specific control tasks within an embedded system. They typically include a processor, memory, and input/output peripherals on a single chip. Microprocessors, on the other hand, are more powerful processing units used in complex computing tasks, often requiring external memory and peripherals. FPGAs (Field Programmable Gate Arrays) are highly flexible devices that can be configured by the user to perform specific logic functions, making them invaluable in applications requiring customization and adaptability.

Applications of [Embedded - Microcontroller,](#)

Details

Product Status	Obsolete
Module/Board Type	MCU, FPGA
Core Processor	ARM Cortex-A9
Co-Processor	Zynq-7000 (Z-7015)
Speed	125MHz
Flash Size	32MB
RAM Size	1GB
Connector Type	Samtec LSHM
Size / Dimension	1.97" x 1.57" (50mm x 40mm)
Operating Temperature	-40°C ~ 85°C
Purchase URL	https://www.e-xfl.com/product-detail/trenz-electronic/te0715-04-15-1i



Overview

The Trenz Electronic TE0745 is an industrial-grade SoC module integrating a Xilinx Zynq-7 (Z-7030, Z-7035, Z-7045), 1 GByte 32-Bit wide DDR3/L, 32 MByte SPI Flash memory for configuration and operation and powerful switch-mode power supplies for all on-board voltages. A large number of configurable I/O's is provided via rugged high-speed stacking strips.

All this on a tiny footprint, smaller than a credit card, at the most competitive price.

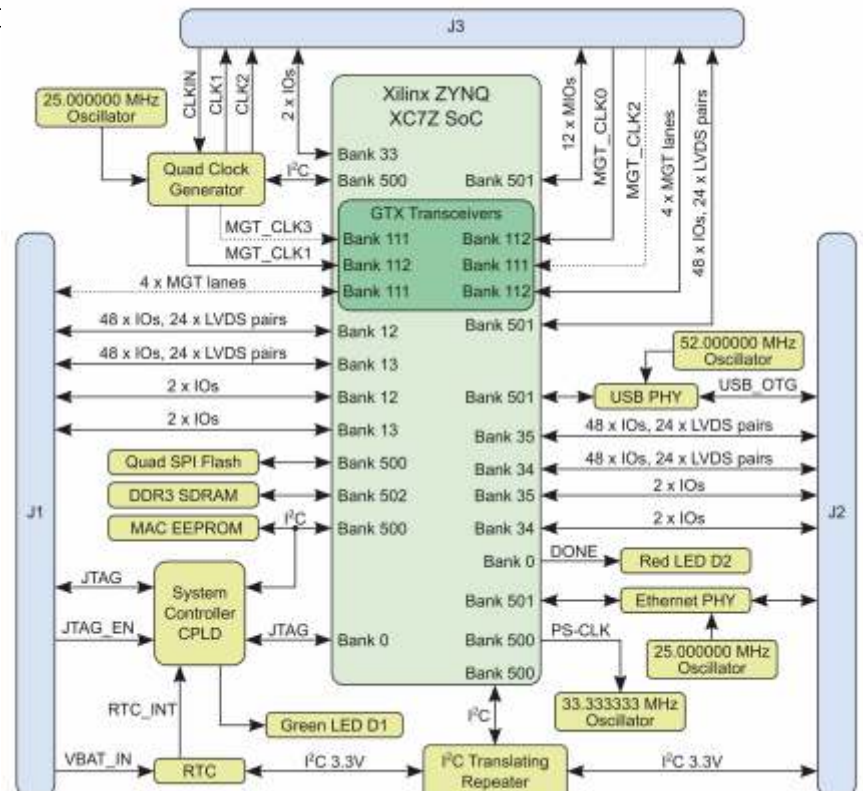
All modules produced by Trenz Electronic are developed and manufactured in Germany.

Key Features

- Xilinx Zynq 7030/7035/7045
- Rugged for shock and high vibration
- 1 GByte 32-Bit wide DDR3/L
- 32 MByte SPI Flash
- Dimensions: 5.2 x 7.6 cm
- B2B Connectors with 3 x 160 pin
 - 250 I/O's, all HR and HP I/O
 - 1 GBit Ethernet PHY,
 - USB 2.0 OTG PHY
 - 8 x GTX (7030: 4 GT)
 - 2 GT Reference Clock inputs (7030: 1 REFC)
 - Reference clock input for PLL (optional)
 - 2 x PLL outputs
 - I2C
 - 6 MIO
- Real Time Clock
- MAC Address EEPROM
- Evenly spread supply pins for good signal integrity

Other assembly options for cost or performance optimization plus high volume prices available on request.

Extended device life cycle
 Rugged for industrial applications





Overview

The Trenz Electronic TE0729 is an industrial-grade SoC module integrating a Xilinx Zynq-7020 with a Gigabit Ethernet transceiver, 2 x 100 MBit Ethernet, 512 MByte DDR3 SDRAM, 32 MByte Flash memory for configuration and operation, and powerful switch-mode power supplies for all on-board voltages. A large number of configurable I/O's is provided via rugged high-speed stacking strips.

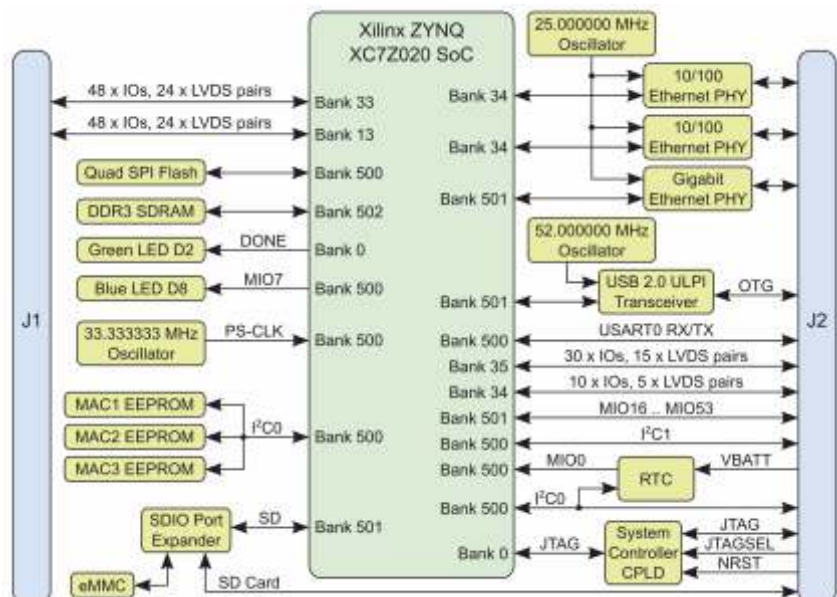
All modules produced by Trenz Electronic are developed and manufactured in Germany.

Key Features

Extended device life cycle
Rugged for industrial applications

- Zynq XC7Z020-2CLG484I
- Rugged for shock and high vibration
- 2 x ARM Cortex-A9
- 1 x 10/100/1000 Mbps Ethernet transceiver PHY
- 2 x 10/100 Mbps Ethernet transceiver PHYs
- 3 x MAC-Address EEPROMs
- 16-Bit wide 512 MByte DDR3 SDRAM
- 32 MByte QSPI-Flash-Memory
- 4 GByte e-NAND-Flash-Memory (embedded eMMC Memory)
- USB 2.0 high-speed ULPI transceiver
- Plug-on module with 2 x 120-pin high-speed hermaphroditic strips
- 136 FPGA I/O's (58 LVDS pairs possible) and 14 MIO's available on
- board-to-board connectors
- On-board high-efficiency DC-DC converters
 - 4.0 A x 1.0 V power rail
 - 1.5 A x 1.5 V power rail
 - 1.5 A x 1.8 V power rail
 - 1.5 A x 2.5 V power rail
- System management
- eFUSE bit-stream encryption
- AES bit-stream encryption
- Temperature compensated RTC (real-time clock)
- User LED
- Evenly spread supply pins for good signal integrity
- 3 mm mounting holes for Skyline heat spreader
- Cooling Solution available

Other assembly options for cost or performance optimization plus high volume prices available on request.





Overview

Trenz Electronic TE0720 are industrial-grade SoC modules integrating a Xilinx Zynq-7000 SoC, a gigabit Ethernet transceiver, 1 gigabyte DDR3 SDRAM with 32-Bit width, 32 megabyte Flash memory for configuration and operation, a USB ULPI transceiver, and powerful switch-mode power supplies for all on-board voltages. A large number of configurable I/O's is provided via rugged high-speed stacking strips. All modules in 4 x 5 cm form factor are mechanically compatible.

All this on a tiny footprint, smaller than a credit card, at the most competitive price.

All modules produced by Trenz Electronic are developed and manufactured in Germany.

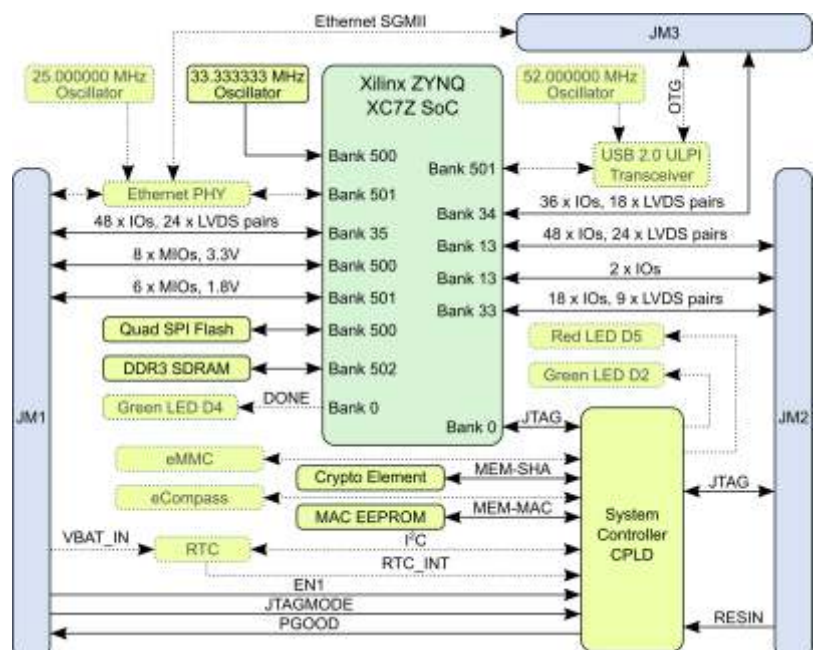
Key Features

- Industrial-grade Xilinx Zynq 7020 SoM, supported by the free Xilinx Vivado WebPACK tool
- Rugged for shock and high vibration
- ARM Dual Core Cortex-A9
- 10/100/1000 tri-speed gigabit Ethernet transceiver (PHY) with SGMII
 - MAC Address EEPROM
- 32-Bit-wide 1 GByte DDR3 SDRAM
- 32 MByte QSPI Flash memory (with XiP support)
- 4 GByte (up to 32 GB) e-NAND
- Plug-on module with 2 × 100-pin and 1 × 60-pin high-speed hermaphroditic strips
- 152 FPGA I/O's (75 LVDS pairs possible) and 14 PS-MIO available on board-to-board connectors
- USB 2.0 high-speed ULPI transceiver
- On-board high-efficiency DC-DC converters
 - 4.0 A x 1.0 V power rail
 - 1.5 A x 1.5 V power rail
 - 1.5 A x 1.8 V power rail
- System management and power sequencing
- eFUSE bit-stream encryption
- AES bit-stream encryption
- Temperature compensated RTC (real-time clock)
- 3 user LEDs
- Optional MEMS sensor (3D accelerometer and 3D magnetometer)
- Evenly spread supply pins for good signal integrity

Other assembly options for cost or performance optimization plus high volume prices available on request.

Extended device life cycle

Rugged for industrial applications





Overview

The Trenz Electronic TE0782 are industrial-grade SoC modules integrating a Xilinx Zynq-7 XC7Z035, XC7Z045 or XC7Z100, 1 GByte DDR3 SDRAM, 4 GByte eMMC, 16 GTX high-performance transceiver lanes, 32 MByte QSPI Flash memory for configuration and operation, and powerful switch-mode power supplies for all on-board voltages.

A large number of configurable I/O's is provided via rugged high-speed stacking strips. All this in a 8.5 x 8.5 cm form factor at the most competitive price.

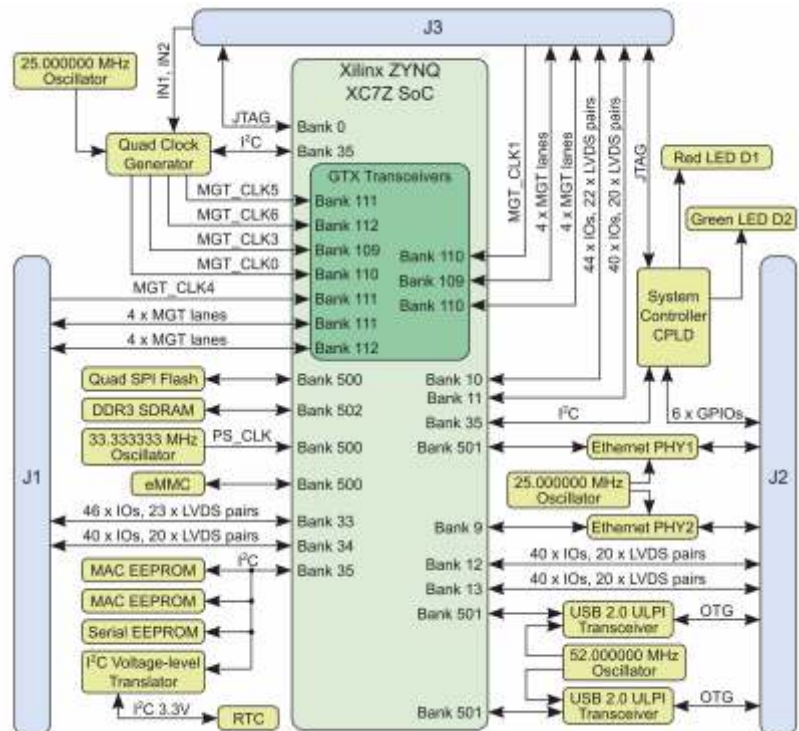
All modules produced by Trenz Electronic are developed and manufactured in Germany.

Key Features

- Industrial-grade Xilinx Zynq-7 XC7Z035, XC7Z045 or XC7Z100 SOM
- Rugged for shock and high vibration
- Dual ARM Cortex-A9 MPCore
- Real Time Clock
- 2 x Hi-Speed USB2.0 ULPI Transceiver PHY
- 2 x Gigabit Ethernet Transceiver PHY
- 2 x Ethernet MAC Address EEPROM
- 1 GByte DDR3 SDRAM
- 32 MByte QSPI Flash memory
- 4 GByte eMMC (optional up to 64 GByte)
- Optional 2 x 8 MByte HyperRAM (max 2 x 32 MByte HyperRAM)
- Si5338 PLL for GTX clocking
- Plug-on module with 3 x 160-pin high-speed strips
- 16 GTX high-performance transceiver lanes , GTX high-performance
- Transceiver clock input
- 254 FPGA I/O's (125 LVDS pairs possible) available on board-to-board connectors
- On-board high-efficiency DC-DC converters
- System management and power sequencing
- eFUSE bit-stream encryption
- AES bit-stream encryption
- Evenly spread supply pins for good signal integrity

Other assembly options for cost or performance optimization plus high volume prices available on request.

Extended device life cycle
Rugged for industrial applications





Overview

The Trenz Electronic TE0723 is a Arduino compatible FPGA module integrating a Xilinx Zynq-7010, 512 MByte DDR3L, and 16 MByte SPI Flash Memory for configuration and operation.

The "ArduZynq" is the lowest cost, Linux ready solution to use the latest FPGA: the Xilinx 7 series. Use it as a FPGA development platform, or run Linux on the Cortex A9 cores.

All modules produced by Trenz Electronic are developed and manufactured in Germany.

Key Features

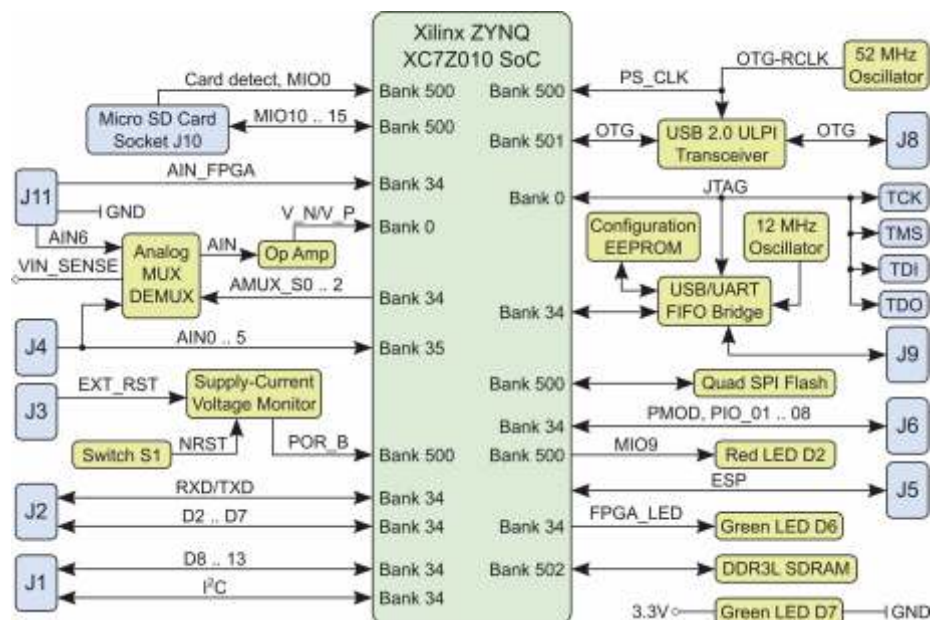
- Xilinx XC7Z010-1CLG225C
- Form Factor: Arduino Shield
- Dual ARM Cortex-A9
- Up to 512 MByte DDR3L
- 16 MByte SPI Flash memory
- 12 MHz MEMS Oscillator low power consumption
- Hi-Speed USB2.0 ULPI Transceiver
- 23 FPGA I/O's available on board-to-board connectors
- MicroSD Card socket
- Micro USB OTG
- RGB LED (PL I/O connected)
- "Done" LED (inverted polarity)
- On-board USB JTAG and UART
- CERN Open Hardware Licence 1.2

Other assembly options for cost or performance optimization available or high volume prices on request.

Extended device life cycle

"Ideal for Maker"

Make:





Overview

The Trenz Electronic TE0726 is a Raspberry Pi compatible FPGA module integrating a Xilinx Zynq-7010, 512 MByte DDR3L SDRAM, 4 USB ports, an Ethernet port and 16 MByte Flash memory for configuration und operation.

All modules produced by Trenz Electronic are developed and manufactured in Germany.

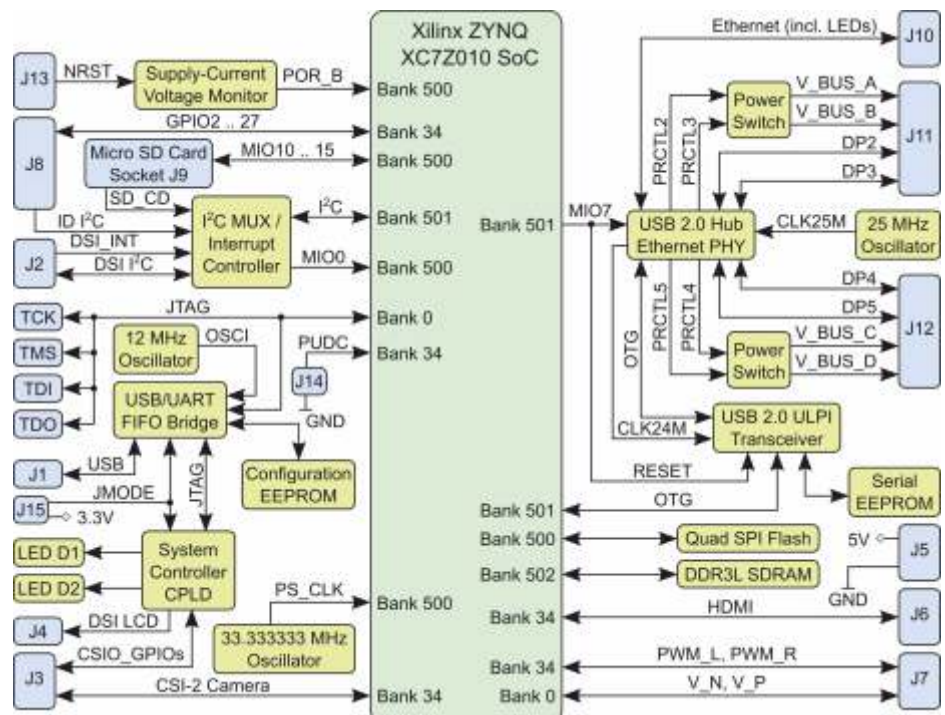
Extended device life cycle

"Ideal for Maker"
Make:

Key Features

- Xilinx Zynq XC7Z010-1CLG225C
 - 512 MByte DDR3L SDRAM
 - 16 MByte Flash
- LAN9514 USB Hub with Ethernet
 - 4 x USB with power switches
 - 100 MBit Ethernet RJ45
- Micro SD card slot
- HDMI Typ A
- DSI Connector (Display)
- CSI-2 Connector (Camera)
- Micro USB
 - power input
 - USB UART
 - JTAG ARM- und FPGA-Debug
- 3.5 mm audio plug (PWM Audio output only)
- Raspberry Pi Model 2 form faktor
- HAT header with 26 I/O's

Other assembly options for cost or performance optimization plus high volume prices available on request.





Overview

Trenz Electronic TE0710 are industrial-grade FPGA modules integrating a Xilinx Artix-7 T FPGA, two MBit Ethernet transceivers (physical layer), 512 Mbyte DDR3 SDRAM with 8-Bit width, 32 MByte Flash memory for configuration and operation, and powerful switch-mode power supplies for all on-board voltages. A large number of configurable I/O's is provided via rugged high-speed stackingstrips.

All modules in 4 x 5 cm form factor are mechanically compatible.

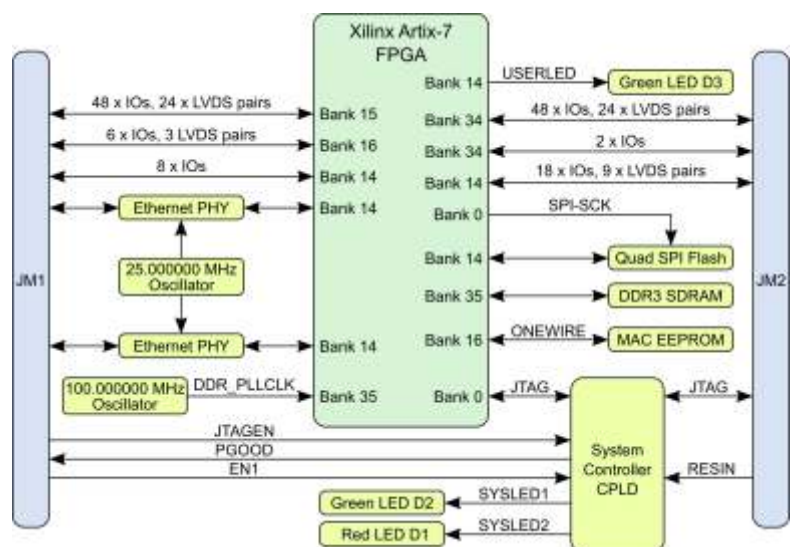
All modules produced by Trenz Electronic are developed and manufactured in Germany.

Key Features

- Industrial-grade Xilinx Artix-7 (15T to 100T) SoM, supported by the free Xilinx Vivado WebPACK tool
- Rugged for shock and high vibration
- 512 MByte DDR3 SDRAM
- Dual 100 MBit Ethernet PHY
- MAC Address EEPROM
- 32 MByte QSPI Flash memory (with XiP support)
- 100 MHz programmable MEMS oscillator
- Plug-on module with 2 × 100-pin high-speed hermaphroditic strips
- 112 FPGA I/O's (51 differential pairs) available on board-to-board connectors
- On-board high-efficiency DC-DC converters
 - 4.0 A x 1.0 V power rail
 - 1.0 A x 1.8 V power rail
 - 1.0 A x 1.5 V power rail
- System management and power sequencing
- eFUSE bit-stream encryption
- AES bit-stream encryption
- User LED
- Evenly spread supply pins for good signal integrity

Other assembly options for cost or performance optimization plus high volume prices available on request.

Extended device life cycle *Rugged for industrial applications*





Overview

The Trenz Electronic TE0713 is an industrial-grade FPGA module integrating a Xilinx Artix-7 FPGA, USB 3.0 to FIFO bridge, 1 GByte of DDR3L SDRAM, 32 MByte Flash memory for configuration and operation, and powerful switching-mode power supplies for all on-board voltages. Numerous configurable I/O's are provided via rugged high-speed strips. Modules in 4 x 5 cm form factor are fully mechanically and largely electrically compatible among them. All this on a tiny footprint, smaller than a credit card, at the most competitive price.

All modules produced by Trenz Electronic are developed and manufactured in Germany.

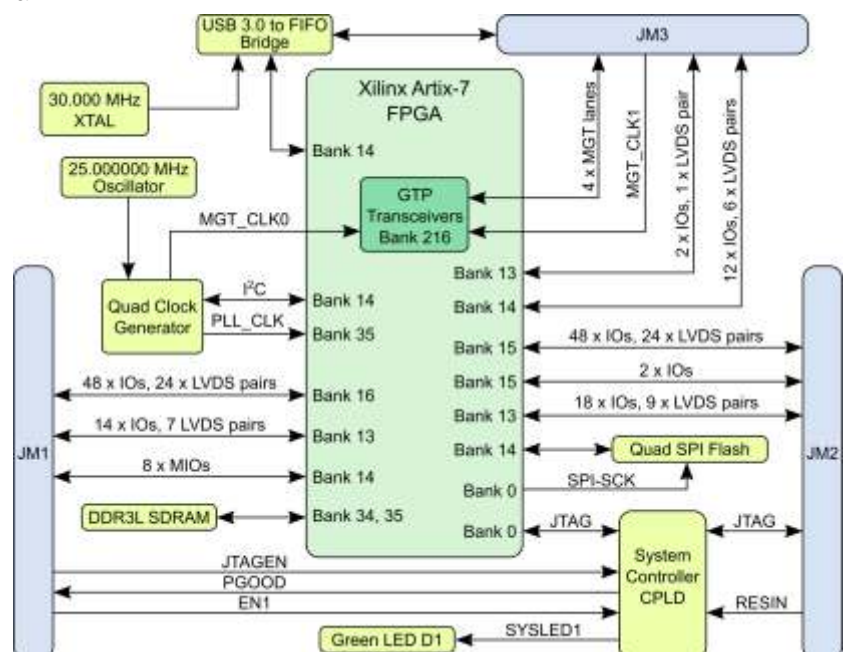
Key Features

- Xilinx Artix-7 (15T to 200T) SoM
- Both industrial and commercial temperature ranges available
- Rugged for high shock and high vibration resistance
- 1 GByte DDR3L 32-bit SDRAM
- 32 MByte QSPI Flash memory (with XiP support)
- USB 3.0 to FIFO interface bridge
- Programmable clock quad generator
 - GTP transceiver clock (default 125 MHz)
 - Fabric clock (default 200 MHz)
- Plug-on module with 2 x 100-pin and 1 x 60-pin high-speed hermaphroditic strips
- 152 FPGA I/O's (75 differential pairs) available via B2B connectors
- 4 GTP (multi Gigabit transceiver) lanes
- External clock input for GTP transceivers via B2B connector
- On-board high-efficiency DC-DC converters
- System management and power sequencing
- eFUSE bit-stream encryption
- AES bit-stream encryption
- User configurable LED
- Evenly spread supply pins for good signal integrity.

Other assembly options for cost or performance optimization plus high volume prices available on request.

Extended device life cycle

Rugged for industrial applications



TE0725 Series

Xilinx Artix-7, 32 MByte Flash, 87 IO's, 2x 50 Pin Headers 2.54 mm Pitch

Overview



The Trenz Electronic TE0725 is a low cost small-sized FPGA module integrating a Xilinx Artix-7 (15T - 100T) and 32 MByte Flash memory for configuration and operation. The 2 x 50 pin header with a 2.54 mm standard pitch fits perfect on a breadboard.

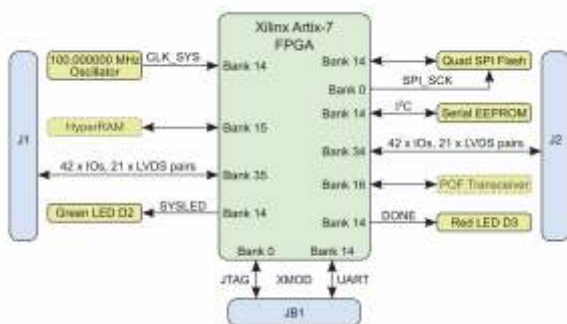
All modules produced by Trenz Electronic are developed and manufactured in Germany.



Key Features

- Xilinx Artix-7 15T up to 100T
- commercial temperature grade (industrial on request)
- 32 MByte Flash memory
- 2 x 50 pin headers with 2.54 mm pitch, ideal for breadboard use
- 87 IO's (42 + 42 + 3)
- 100 MHz system clock
- I2C EEPROM
- 3.3V single supply with on board voltage regulators
- Size 73 x 35 mm
- JTAG connector
- 2 LEDs
- optional HyperRAM (8 to 32 MByte)
- optional Fiber Optic module

Other assembly options for cost or performance optimization available or high volume prices on request.



TE0725LP

Xmod Form-Factor, FT232H, Lattice X02-256 CPLD, 4 Position DIP Switch

Overview



The Trenz Electronic TE0725LP-01-100-2C is a low cost small-sized FPGA module integrating a Xilinx Artix-7 (15T - 100T) and 32 MByte Flash memory for configuration and operation. The 2 x 50 pin headers with a 2.54 mm standard pitch are perfect

for bread-board or low cost dual layer PCB.

All modules produced by Trenz Electronic are developed and manufactured in Germany.





Key Features

- Xilinx Artix-7 XC7A100T
- commercial temperature grade (industrial on request)
- 32 MByte Flash memory
- 2 x 50 pin headers with 2.54 mm pitch, ideal for breadboard use
- 3.3 V or optional 1.8 V single supply with on board voltage regulators
- 95 I/O's (42 + 42 + 3 + 8)
- 25 MHz system clock (100 MHz can be customized on request)
- I2C EEPROM
- JTAG/UART connector
- One user LED
- 7.3 x 3.5 cm form factor
- Optional HyperRAM (8 - 32 MByte) or HyperFlash

Other assembly options for cost or performance optimization plus high volume prices available on request.



	TE0710	TE0711	TE0712	TE713	TE0714	TE0715	GigaZee TE0720
Device family	ARTIX ⁷	ARTIX ⁷	ARTIX ⁷	ARTIX ⁷	ARTIX ⁷	ZYNQ ⁷	ZYNQ ⁷
Device list	35T 50T 75T 100T	35T 50T 75T 100T	35T 50T 75T 100T 200T	15T - 200T	15T 35T 50T	Z-7015 Z-7030	Z-7020
Form factor/size							
Connectors	2 x Samtec LSHM	3 x Samtec LSHM	3 x Samtec LSHM	3 x Samtec LSHM	2 x Samtec LSHM	3 x Samtec LSHM	3 x Samtec LSHM
Programmable logic family	Artix-7	Artix-7	Artix-7	Artix-7	Artix -7	Z-7015: Artix-7 Z-7030: Kintex-7	Artix-7
Processing system	MicroBlaze	MicroBlaze	MicroBlaze	MicroBlaze	MicroBlaze	2 x Cortex A9	2 x Cortex A9
SDRAM capacity [MByte] max	512 DDR3	-	1024 DDR3	1024 DDR3L	-	1024 DDR3	1024 DDR3
Flash [MByte]	32	32	32	32	16	32	32
EEPROM	-	FTDI User EEPROM	MAC	-	-	MAC	MAC
eMMC	-	-	-	-	-	-	4 - 64 GByte
Ethernet PHY	2 x 100 MBit	-	100 MBit	-	-	1 GBit	1 GBit
USB PHY	-	USB 2 UART/FIFO		USB 3.0	-	USB 2.0 OTG	USB 2.0 OTG
Total I/O	112	178	158	152	144	132 + 14 MIO	152 + 14 MIO
Gbit transceivers	-	-	4 x GTP	4 x GTP	4 x GTP	Z-7015: 4 x GTP Z-7030: 4 x GTX	-
Other features	-	-	Programmable Clock Generator	Programmable Clock Generator	-	Programmable Clock Generator, RTC	RTC

TE0728	TE0729	TE0741	TE0745	TE0782	TE803	TE0808 „UltraSOM+“	TE820	TE0841
Z-7020 (automotive)	Z-7020	70T 160T 325T 410T	Z-7030 Z-7035 Z-7045	Z-7035 Z-7045 Z-7100	ZU3EG, ZU5EV, (ZU2CG-ZU5CG, ZU2EG-ZU5EG, ZU4EV, ZU5EV)	ZU9EG (ZU6CG, ZU9CG, ZU6EG, ZU9EG, ZU15EG)	ZU3EG, ZU5EV, (ZU2CG-ZU5CG ZU2EG-ZU5EG ZU4EV, ZU5EV)	KU35 KU40
3 x Samtec SEM	2 x Samtec BTE	3 x Samtec LSHM	3 x Samtec ST5	3 x Samtec QTH	4 x Samtec ST5	4 x Samtec ST5	3 x Samtec LSHM	3 x Samtec LSHM
Artix-7	Artix-7	Kintex-7	Kintex-7	Kintex-7	UltraScale+	UltraScale+	UltraScale+	UltraScale
2 x Cortex A9	2 x Cortex A9	MicroBlaze	2 x Cortex A9	2 x Cortex A9	4 x Cortex A53+ 2 Cortex R5	4 x Cortex A53 + 2 Cortex R5	4 x Cortex A53+ 2 Cortex R5	MicroBlaze
512 DDR3	512 DDR3	-	1024 DDR3/L	1024 DDR3	8192 DDR4	8192 DDR4	4096 DDR4	4096 DDR4
16	32	32	32	32	64	64	64	32
8 KByte	3 x MAC	-	MAC	2 x MAC + 16 KByte	-	16 KByte	-	-
	4 - 64 GByte	-	-	4 - 64 GByte	-	-	4 - 64 GByte	-
2 x 100 MBit	2 x 100 MBit, 1 GBit	-	1 GBit	2 x 1 GBit	-	-	4 - 64 GByte	1 GBit
-	USB 2.0 OTG PHY	-	USB 2.0 OTG PHY	2 x USB 2.0 OTG	-	-	USB 2.0 OTG	-
124 + 34 MIO	136 + 14 MIO	144	250 + 6 MIO	250 + 2 MIO	156 + 65 MIO	204 + 65 MIO	132 + 14 MIO	144
-	-	8 x GTX	8 x GTX	16 x GTX	PS GTR 4	4 x GTR, 16 x GTH	PS GTR 4	8 x GTH
Automotive, RTC, CAN	RTC, Cooling Solution available	Programmable Clock Generator	RTC	Programmable Clock Generator, RTC, eMMC	Programmable Clock Generator	System Monitor, Programmable Clock Generator	Programmable Clock Generator, Real Time Clock, eMMC	Programmable Clock Generator

*modules with form factor 5.2. x 7.6 cm are not compatible with each other

EMC²-DP

PC/104 OneBank Carrier for SoC Modules


www.sundance.technology/emc2-dp/

Providing the base for all of our PC/104 integrated systems the EMC²-DP is a PCIe/104 OneBank[®] Carrier for a Trenz compatible SoC Module and also has expansion for a VITA57.1 FMC™ LPC I/O board. It has I/O pins, using a 100-way Samtec RazorBeam connector system. The add-on board, called “Sundance External Interface Connector – SEIC” contains LEDs, RS232, USB2.0, HDMI, 1Gb Ethernet and SATA . The SEIC can be customized for individual applications with bespoke connectors.

The PCIe/104 OneBank[®] design enables the EMC²-DP to be added to robust and rugged installations for various commercial, medical, industrial and military uses.



- PCIe/104 OneBank[®] Carrier for Trenz SoC Modules
- PCI Express Gen 2 compatible and integrated PCI Express switch
- A number of EMC²-DP can be stacked for large I/O solutions
- Expandable with any VITA57.1 FMC I/O Module for more flexibility
- 96mm x 90 mm PC/104 Form-Factor with cable-less break-out PCB connector



oi110 - DUAL CAMERALINK

www.sundance.technology/oi110/

A dual lane CameraLink camera interface card (SMT-FMC521) and the EMC²-DP. The integrated Xilinx FPGA allows any CameraLink format to be connected to the oi110. Additional SATA-3 expansions allow connection to large storage for future processing.

- Dual CameraLink Ports
- Dual Single SATA-3 Ports
- PoCL (Power over Camera Link) support
- Up to 85MHz data rate
- Dual Base, Single Medium Base
- Single Extended Full CL Base



oi115 - HDMI IN / OUT

www.sundance.technology/oi115/

An HDMI in/out module and the EMC²-DP. As such this system gives you HDMI in and out on a one bank PC/104 FPGA carrier card.

- HDMI input/output FMC module (FMC-IMAGEON)
- HDMI input
- HDMI output
- Interface for ON Semiconductor VITA image sensor modules
- Video clock synthesizer



oi710 - Quad 1.2GHz DAC

www.sundance.technology/oi710/

The oi710 a combination of a DAC module (SMT-FMC211) and the EMC²-DP. As such this system gives you four 1.25GHz DAC channels on a OneBank[®] PC/104 FPGA carrier card.

- Quad channel DAC (TI DAC3484)
- DAC control by Artix-7 FPGA (XC7A15T)
- 16-bit DDR3 local memory for DAC data
- I²C bus for control
- External clock and triggers



oi816 - Octal 16BIT ADC

www.sundance.technology/oi816/

A combination of an eight channel ADC module (FMC168) and the EMC²-DP. This system gives you eight 16-bit ADC channels at 250MSPS on a OneBank[®] PC/104 FPGA carrier card.

- Eight-channel 16-bit 250MSPS A/D conversion
- Available as air cooled and conduction cooled
- VITA 57.1-2010 compliant
- Based on TI ADS42LB69
- Coaxial front panel inputs on SSMC connectors
- Single ended AC or DC coupled analogue input
- Flexible clock tree enables:
 - internal clock
 - internal clock locked to an external reference
 - external clock
 - external sync / 1PPS



EMC²-DP stackable box

Coming soon!

Here's a preview of our stackable ruggedised case for the EMC²-DP. Currently in the R&D phase so please get in touch with any customisation requests!

**Sundance Multiprocessor Technology Ltd.
Unit 20 Chiltern House, Waterside,
Chesham, HP5 1PS.
United Kingdom.**

Phone: +44 (0) 1494 793 167

Email: enquiries@sundance.com

Xilinx development boards and kits provide an out-of-the box design solution to accelerate development time and time-to-market. Xilinx offers kits complete with evaluation boards, the Vivado Design Suite tools, IP cores, reference designs and FPGA Mezzanine Card (FMC) support – so application development begins immediately out of the box.

The Vivado Design Suite delivers a SoC-strength, IP-centric and system-centric, next generation development environment that has been built from the ground up to address the productivity bottlenecks in system-level integration and implementation.



Xilinx Zynq UltraScale+ MPSoC ZCU102 Evaluation Kit

The ZCU102 Evaluation Kit enables designers to jumpstart designs for Automotive, Industrial, Video and Communications applications. This kit features a Zynq UltraScale+™ MPSoC device with a quad-core ARM® Cortex-A53, dual-core Cortex-R5 real-time processors, and a Mali-400 MP2 graphics processing unit based on Xilinx's 16nm FinFET+ programmable logic fabric. The ZCU102 supports all major peripherals and interfaces enabling development for a wide range of applications.



Key Features & Benefits

- Optimized for quick application prototyping with Zynq Ultrascale+ MPSoC
- DDR4 SODIMM – 4GB 64-bit w/ ECC attached to Processor Subsystem (PS)
- DDR4 Component – 512MB 16-bit attached to Programmable Logic (PL)
- PCIe Root Port Gen2x4, USB3, Display Port & SATA
- 4x SFP+ cages for Ethernet
- 2x FPGA Mezzanine Card (FMC) interfaces for I/O expansion including 16 x 16.3 Gb/s GTH transceivers and 64 user defined differential I/O signals

This is just one example of our wide variety of Boards and Kits from Xilinx. Please have a look in our online shop for a wider selection or ask for a quote at sales@trenz.biz.


Since 1965, Tokyo Electron Device Limited (TED) has been focused on the semiconductor distribution business. Leveraging 40 years of industry experience, in 2004, TED began offering FPGA solutions under the “inrevium” brand name.

Today, inrevium offers FPGA platform solutions, market specific IP, technical support, and design services to customers worldwide. Inrevium's domain-specific expertise, market knowledge, and pre-qualified solutions, resulted in inrevium being adorned with the prestigious Xilinx Alliance Program Member designation.

With design and development centers in Japan, China, and Canada, and a global network of sales offices, inrevium remains uniquely positioned to provide high-value design services. In addition to services, the development centers also create market-specific multi-million gate LSI devices, FPGA evaluation boards, FMC option cards, ASIC prototyping boards, drivers, firmware, and IP, to support a wide range of worldwide applications.

FPGA Evaluation Platforms

The inrevium Xilinx FPGA Evaluation Kits are special-purpose FPGA kits intended for use by design professionals, innovating and delivering stunning 3D, Organic Light Emitting Diode (OLED), Quad HD (4K2K resolution) and many other digital display technologies, as well as 3D TV broadcasting.



KINTEX UltraSCALE : 8K4K Image Evaluation Platform

FPGA Mezzanine Card (FMC) Standard

Developed by a consortium of companies ranging from FPGA vendors to end users, the FPGA Mezzanine Card is an ANSI standard that provides a standard Mezzanine Card form factor, connectors and modular interface to an FPGA located on a base board.

FMC is VITA 57 standard, provides a specification describing an I/O mezzanine module with connection to an FPGA or other device with reconfigurable I/O capability.




USB3.0 FMC Connectivity mezzanine card

These are just selected examples of a wide variety of FPGA boards and FMC cards from inrevium. Please have a look in our online shop or contact us at sales@trenz.biz to get a quote for any available inrevium product.

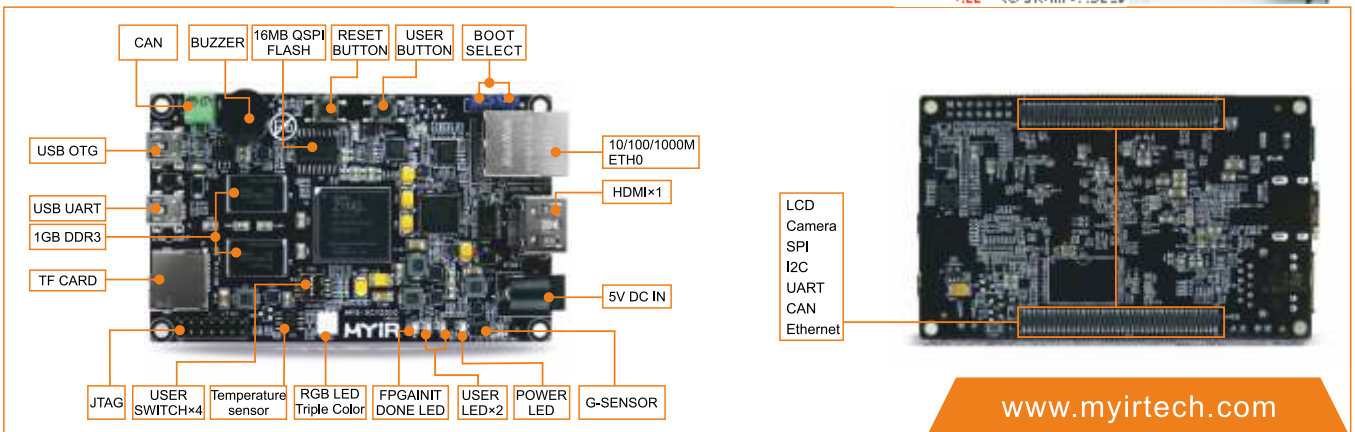
MYIR Tech Limited is a global provider of ARM hardware and software tools, design solutions for embedded applications.

MYIR is an ARM Connected Community Member and work closely with ARM and many semiconductor vendors. They sell products ranging from board level products such as development boards, single board computers and CPU modules to help with your evaluation, prototype, and system integration or creating your own applications. Their products are used widely in industrial control, medical devices, consumer electronic, telecommunication systems, Human Machine Interface (HMI) and more other embedded applications. MYIR has an experienced team and provides custom services based on many processors (especially ARM processors) to help customers make your idea a reality.

MYD-C7Z010/20 Development Board



Z-turn Board



These are just selected examples of a variety of FPGA boards from MYIR. Please have a look in our online shop or contact us at sales@trenz.biz to get a quote for any available MYIR product.

cronologic GmbH & Co. KG

cronologic offers a family of high-resolution high-throughput PCIe analog-to-digital converters (ADCs)

All models share these characteristics:

- 4 analog input channels
- Additional digital trigger and/or gating inputs
- PCIe x4 or x8 half-size boards
- Gross DMA-bandwidth of 1 Gbyte/s or 2 Gbyte/s
- Arbitrary board combinations can be synchronized
- LEMO 00 series input connectors (adapter cables to SMA connector available)
- The DC-offset can be shifted to make optimal use of the ADC range for either positive or negative pulses

	Ndigo5G-10			Ndigo5G-8			Ndigo250M-14	Violet250M-14	Violet125M-14	unit
PCIe lanes	4			4			8	8	8	-
PCIe Bandwidth	800			800			1400	1400	1400	MB/s
Analog channels	4	2	1	4	2	1	4	4	4	-
Max. Sampling Rate	1250	2500	5000	1250	2500	5000	250	250	125	Msp/s
Max. Bandwidth	1000			1000			120 or 700	120 or 700	60 or 450	MHz
Max. individual sample length	26	26	26	26			32	hours	hours	µs
THD	58	58	58	58			73	73	86	dBc
SNR	51	50	50	45			64	64	74	dBc
SFDR incl.	61	60	60	58			74	74	86	dBc
SFDR excl.	74	64	63	57			76	76	TBD	dBc
SINAD	50	48	48	45			64	64	72	dBc
ENOB	8.0	7.7	7.7	7.2			10.3	10.3	11.0	-
Input type and coupling	AC single ended			AC single ended			DC single ended	DC single ended	DC single ended	-

Ndigo Series

It has been designed to acquire trains of pulses at high repetition rates. Employing an onboard zero suppression, the pulse data is recorded with pre- and post-cursors, omitting the data inbetween to reduce the requirements on bandwidth and pulse processing or averaging. There is no deadtime between samples as long as the sustained rate is lower than the available PCIe bandwidth. The first available instances of this series provide 5 Gbps at 10-bit resolution and 250 Msp/s at 14-bit resolution.

These boards are ideally suited for applications like

- Mass Spectrometry
- Photon Counting
- Lidar
- NMR

Violet Series

It has been designed to continuously stream samples data to host computer main memory at full rate. These boards are ideal for any applications that require unusually long samples at rates up to 250 Msps at a resolution of 14 bits.

Examles are:

- Software Defined RadioHigh Precision FFT Spectrum Analyzers



Time Tagger

Cronologic presents a new series of low cost, mid resolution time-to-digital converters.

Two new board are available featuring 500ps to 1ns single shot resolution at highest data bandwidths.

Time Taggers are ideally suitable in applications that do not require highest single shot timing resolution, but high data acquisition rates and lowest multiple hit deadtime. These include certain types of mass spectroscopy, time correlated single photon counting (TCSPC) and frequency counting applications.



Ndigo Crate

With the Ndigo Crate it is possible to use up to 8 PCIe boards with a PC. The connection of the external chassis to the PC happens over PCIe 2 x16 for a full duplex bandwidth of 2x 8GByte/s.

The enclosure was specifically designed to operate multiple synchronized cronologic digitizer boards to create a high speed data acquisition system. It can also be used to house other DAQ cards, GPUs for high performance computing, storage adapters or networking equipment.

The extension is fully transparent. The operating system can't distinguish between boards in the PCIe expansion box and boards inside the PC itself. No drivers are required.

The slot covers are on the front side of the enclosure to easily see status information and plug in cables during operation.

The crate is delivered as a set with cable and PC link board.



Facts	Crate	Crate-3	Crate-5
Connection to Host	PCIe 2.0 x 16	PCIe 2.0 x 16	PCIe 2.0 x 16
Bandwidth to Host	8 GByte/s	8 GByte/s	8 GByte/s
Performance relative to 10Gbps Thunderbolt link	8x	8x	8x
PCIe3 16x slots with 8 lanes	-	2	2
PCIe3 16x slots with 4 lanes	-	3	3
PCIe2 16x slots with 4 lanes	8	-	-
PCI slots 5V, 32 Bit, 33MHz	-	-	2
PCI slots 3V, 32 Bit, 66MHz	-	2	-
Availability	now	now	now
Cable and link boards	included	included	included
Cable Length	3 meters (1m, 2m and 5m upon request)		