



Welcome to [E-XFL.COM](https://www.e-xfl.com)

What is "[Embedded - Microcontrollers](#)"?

"[Embedded - Microcontrollers](#)" refer to small, integrated circuits designed to perform specific tasks within larger systems. These microcontrollers are essentially compact computers on a single chip, containing a processor core, memory, and programmable input/output peripherals. They are called "embedded" because they are embedded within electronic devices to control various functions, rather than serving as standalone computers. Microcontrollers are crucial in modern electronics, providing the intelligence and control needed for a wide range of applications.

Applications of "[Embedded - Microcontrollers](#)"

Details

Product Status	Active
Core Processor	PIC
Core Size	16-Bit
Speed	16 MIPS
Connectivity	I ² C, IrDA, LINbus, SPI, UART/USART
Peripherals	Brown-out Detect/Reset, Motor Control PWM, POR, PWM, WDT
Number of I/O	21
Program Memory Size	16KB (5.5K x 24)
Program Memory Type	FLASH
EEPROM Size	-
RAM Size	1K x 8
Voltage - Supply (Vcc/Vdd)	3V ~ 3.6V
Data Converters	A/D 6x10b
Oscillator Type	Internal
Operating Temperature	-40°C ~ 125°C (TA)
Mounting Type	Surface Mount
Package / Case	28-VQFN Exposed Pad
Supplier Device Package	28-QFN (6x6)
Purchase URL	https://www.e-xfl.com/product-detail/microchip-technology/pic24fj16mc102-e-ml



16-bit Embedded Control Solutions

PIC24 Microcontrollers • dsPIC® Digital Signal Controllers




16-bit Embedded Control Solutions

The top challenges facing today's embedded system designer are attaining product specification and performance goals, achieving on-time market launch and meeting cost targets. Microchip's 16-bit microcontroller and digital signal controller families deliver the performance, peripherals, software and hardware development tools to meet these objectives

The 16-bit family is comprised of several subfamilies ranging from 4 KB to 1024 KB of Flash in 14 to 144 pins, with packages as small as 4×4 mm. The PIC24F family offers a cost-effective, low-power step up in performance, memory and peripherals for applications that are pushing the envelope of 8-bit microcontroller capabilities. The PIC24F family features devices with eXtreme Low Power (XLP) technology, 16 MIPS performance, rich set of Core Independent Peripherals (CIPs), analog integration and drivers for segmented or graphical displays. For more demanding applications, the PIC24E family offers up to 70 MIPS performance and includes a robust peripheral set including PWMs, high-performance Analog-to-Digital Converter (ADC), CAN and op amps.

The dsPIC® family of Digital Signal Controllers (DSCs) include a fully implemented Digital Signal Processor (DSP) engine, including a single-cycle 16×16 MAC and 40-bit accumulators, for enhanced math capabilities to execute and control high-speed precision digital control loops with the simplicity of a traditional microcontroller. Microchip's dsPIC DSCs achieve up to 70 MIPS performance and include features for high-efficiency motor control, platinum-rated digital power supplies and other embedded control applications, including operation up to 150°C and support for both 3V and 5V applications. All 16-bit families have the same instruction set, basic peripherals and common pinouts and share the same development tool ecosystem for easy migration.



Performance

- PIC24 MCUs with XLP technology provide the lowest power and longest battery life
- dsPIC33 DSCs offer real-time response and highest performance
- Perform in harsh environment up to 150°C
- Deterministic interrupt response for real-time control
- Single-cycle bit manipulation and multiply
- High-endurance, flexible and secure Flash
- Dual-partition Flash supporting Live Update
- Fast DMA without cycle stealing

Software

- USB, graphics, crypto, smart card, file I/O and Wi-Fi® stacks
- Motor control software, models and tuning guides
- PMBus™ software and digital power compensator library
- DSP math function library and digital filter design tools
- Class B safety peripherals and library for IEC 60730
- Hundreds of code examples to setup peripherals and functions

Peripherals

- Rich analog integration – Analog-to-Digital Converters (ADCs), Digital-to-Analog Converters (DACs) and op amps
- Communications – UART, IrDA, SPI, I²S™, I²C, USB, CAN, LIN and SENT
- Fast and flexible PWMs and timers
- Core Independent Peripherals (CIPs) including: Peripheral Trigger Generator (PTG), Configurable Logic Cell (CLC) and more
- Unique device ID for security and tracking
- Motor control PWM, precision ADC and QEI
- Digital power peripherals for low-latency control loops
- Optimized peripherals for real-time response
- Drivers for segmented or graphical displays
- Crypto engine for data security

Tools

- Supported by MPLAB® X IDE and XC16 compilers
- MPLAB Code Configurator for easy setup and configuration of peripherals and I/O
- Starter kits and low-cost Microstick boards
- Flexible Explorer 16/32 Development Board
- Reference designs for digital power conversion and lighting

Flexible Integrated Peripherals

Microchip offers a rich set of high-performance peripherals that integrate seamlessly with customer applications and enable solution with reduced costs and time. The 16-bit family offers key communication and control peripherals like SPI, UART, CAN, I²C, PWM and Timers, as well as specialized peripherals for USB, graphics, motor control and digital power. With intelligent analog peripherals, you can integrate analog functions such as high-performance ADCs, DACs and op amps into your applications providing simple-to-use interfaces that ease analog design. In addition, core independent peripherals such as CLC, PTG and crypto enable higher levels of integration and flexibility.

PIC24 and dsPIC33 Family Block Diagram



16-bit Embedded Control Solutions

eXtreme Low Power (XLP) Solutions



Microchip's XLP devices bring together the design and process technologies needed to address today's low-power applications. With sleep currents down to 10 nA and industry-leading integration including USB, touch, crypto and LCD drivers, XLP products can help extend the life of your

battery-powered application.

www.microchip.com/XLP

Low-Power Core Independent Peripherals



Smartly interconnected CIPs function with near zero latency. By taking load off the CPU, low-power CIPs can perform extremely complex tasks, such as cryptography and event monitoring. This allows the CPU to be in low power mode to save energy or perform additional

tasks, therefore eliminating the need to migrate to complex and expensive MCUs. Significant BOM cost savings can also be realized by replacing external discrete components with these integrated peripherals.

www.microchip.com/16bit/peripherals

Secure Data



Embedded applications in the internet-connected world demand secure data and long battery life. PIC MCUs ensure data integrity without sacrificing power consumption through an integrated hardware crypto engine, random number generator for unique key creation and

secure key storage for applications such as IoT sensor nodes and access control systems.

www.microchip.com/lowpowercrypto

Driving Displays and Touch



For applications that need compelling and intuitive user interfaces, our portfolio includes devices with integrated low-power segmented LCD drivers or colorful graphical display drivers with hardware acceleration. Additionally, Microchip offers a broad portfolio of

touch solutions for resistive and projected capacitive applications that make it easy for you to integrate touch-sensing interfaces. These hardware peripherals are supported by free software libraries to quickly integrate the touch and display functions into your application with a single microcontroller.

www.microchip.com/graphics

www.microchip.com/LCD

www.microchip.com/touch

Easy Connectivity



Whether you are considering adding wired or wireless connectivity to your application, Microchip supports a wide variety of communication protocols. It's easy to couple the PIC24 or dsPIC33 devices with Microchip's certified Bluetooth®, Wi-Fi and LoRa® modules. Peripherals for CAN, LIN,

SENT and USB are integrated onto our 16-bit devices with supporting free software libraries.

www.microchip.com/connectivity

Advanced Motor Control



The dsPIC33 motor control families feature a high-performance core with specialized motor control peripherals. The devices are supported with free software libraries and motor control algorithms. Our flexible motor control development boards support a wide variety of motors and help

reduce development time.

www.microchip.com/motor

Efficiency for Digital Power and Lighting



The dsPIC33 "GS" DSC family is optimized for high performance on advanced algorithms for improved efficiency over widely varying load conditions. These devices feature dedicated peripherals such as fast ADCs and PWMs for digital power conversion

and LED or HID lighting applications.

www.microchip.com/power

System Level Integration



PIC24 MCUs and dsPIC33 DSCs operate up to 5V for increased noise immunity and robustness. Additionally, some devices are rated for operation up to 125°C or 150°C ambient temperature for the most extreme automotive and industrial applications, including AEC-Q100 Grade 0

qualification. For safety-critical applications, the products include memory integrity check and error correction, backup oscillators and fault detection. The certified Class B software stack helps to simplify regulatory compliance.

www.microchip.com/hightemp

www.microchip.com/classb

PIC24 MCUs with eXtreme Low Power



eXtreme Low Power (XLP) Technology

Today's connected applications must consume little power, and in extreme cases, last for over 20 years on a single battery. To enable applications like these, products with Microchip's XLP technology offer the industry's lowest Run and Sleep currents. These devices are ideal for a variety of applications including portable medical devices, wearables/fitness monitors, remote controls, wireless sensors, asset tracking, thermostats, energy monitoring, security systems and IoT sensor nodes.

- Low sleep currents with flexible wake-up sources
 - Sleep current down to 9 nA
 - Brown-Out Reset (BOR) down to 45 nA
 - Real-time clock down to 400 nA
- Battery-friendly features
 - Enable battery lifetime greater than 20 years
 - Low-power supervisors for safe operation (BOR, WDT)
- VBAT battery back-up
 - Automatic switch-over upon loss of VDD
 - Maintains Real-Time Clock/Calendar (RTCC) and two user registers
 - Powered separately from 1.8–3.6V source (coin cell)
- Efficient instruction set; 90% single-cycle instruction
 - Active mode currents as low as 150 μ A/MHz

XLP Battery Life Estimator

The XLP Battery Life Estimator is a free software utility to aid you in developing low-power applications. The tool estimates average current consumption and battery life. The utility allows you to select the target device, battery type, the application's operating conditions and model the active and power-down times for their application.

Application Notes

- **AN1861:** Bluetooth Smart Communication Using Microchip's RN4020 Module and 16-bit PIC[®] MCU
- **AN1556:** Blood Pressure Meter Design Using Microchip's PIC24F Microcontroller and Analog Devices
- **AN1416:** Low Power Design Guide: A Single Source for Low Power Consumption from the Viewpoint of the MCU
- **AN1267:** nanoWatt XLP Technology: An Introduction to Microchip's Low-Power Devices

Featured XLP Products

Product	Flash (KB)	Pin Count	Sleep (nA)	WDT (nA)	32 kHz SOSC/RTCC (nA)	Active (μ A/MHz)	Features
PIC24F16KL402	4–16	14/20/28	–	210	690	150	MSSP
PIC24FJ64GB004	32–64	28/44	20	200	500	250	USB
PIC24FJ128GB204	64–128	28/44	18	240	300	178	Crypto, USB, VBAT
PIC24FJ128GA310	64–128	64/100	10	270	400	150	LCD, VBAT
PIC24FJ128GC010	64–128	64/100	75	270	350	178	Adv. Analog, LCD, USB, VBAT
PIC24FJ256BG412	64–256	64/100/121	80	100	175	155	LCD, USB, VBAT, Crypto

Development Tools

LCD Explorer XLP Development Board (DM240314)



This board showcases the PIC24FJ128GA310 family with segmented LCD driver. The board operates from two AAA batteries and includes circuitry for VBAT battery back-up from a coin cell battery.


Explorer 16/32 Development Board (DM240001-3)



using several expansion possibilities through its wide ecosystem support.


The new Explorer 16/32 Development Board is a modular development system, also supporting PIC24F XLP microcontrollers. The board provides a perfect platform to prototype applications

MPLAB REAL ICE In-Circuit Emulator Power Monitor (AC244008)



This add-on board enables low-power monitoring and debugging. Breakpoints indicate when current exceeds a specified threshold and provides a graph of current, voltage and time versus code execution.

Portable Weather Station Board



This demo showcases the highly integrated PIC24 "GC" family with XLP technology to connect to temperature, humidity, air quality and light sensors, running from batteries. Learn more at

www.microchip.com/weatherstationboard.

PIC MCUs with Core Independent Peripherals



Core Independent Peripherals (CIPs)

Smartly interconnected CIPs function with near zero latency. By offloading the CPU, low-power CIPs can perform extremely complex tasks, such as cryptography and event monitoring. This allows the CPU to be in low power mode to save energy or perform additional tasks, therefore eliminating the need to migrate to complex and expensive MCUs. Significant BOM cost savings can also be realized by replacing external discrete components with these integrated peripherals.

PIC24FJ1024GB610 Family

Some of our low-power PIC24 families do not reach the full XLP specifications but are still very good for low-power and cost-sensitive applications. The PIC24 “GB6” family includes up to 1 MB Flash, with dual partitions allowing for live update capability. You can execute from part of the memory while writing to another partition, which is helpful on applications or remote upgrades. The PIC24 “GB6” family features several Core Independent Peripherals including Multiple Output Capture Compare PWMs (MCCPs), ADCs, RTCC and Configurable Logic Cells (CLCs). For more information, please visit www.microchip.com/PIC24FJ1024GB610.

16-bit PIC MCU Peripheral Integration Quick Reference Guide

Looking for a quick way to see which families support which peripherals? Download the 16-bit PIC MCU Peripheral Integration Quick Reference Guide. To download, please visit www.microchip.com/16bitquickreference.

MICROCHIP		16-bit PIC® Microcontroller Peripheral Integration Quick Reference Guide																		
		Peripheral Function Pices																		
Product Family	Program Flash Memory (KB)	Pin Count	Intelligent Analog	Waveform Control	Timing and Measurements	Security and Monitoring	Communications	User Interface	Secure Data	System Flexibility										
			ADC (max 10-bit)	CCP (max 4)	CTM (max 4)	CTM (max 4)	CTM (max 4)	CTM (max 4)	CTM (max 4)	CTM (max 4)	CTM (max 4)	CTM (max 4)	CTM (max 4)	CTM (max 4)	CTM (max 4)	CTM (max 4)	CTM (max 4)	CTM (max 4)	CTM (max 4)	CTM (max 4)
PIC24F Family																				
PIC24F04KA001	4	14-20	10	✓	✓	✓	✓	✓	✓	✓	✓	✓	✓	✓	✓	✓	✓	✓	✓	✓
PIC24F04KA002	4	14-20	10	✓	✓	✓	✓	✓	✓	✓	✓	✓	✓	✓	✓	✓	✓	✓	✓	✓
PIC24F04KA003	8	14-20	10	✓	✓	✓	✓	✓	✓	✓	✓	✓	✓	✓	✓	✓	✓	✓	✓	✓
PIC24F04KA004	8	20-28	10	✓	✓	✓	✓	✓	✓	✓	✓	✓	✓	✓	✓	✓	✓	✓	✓	✓
PIC24F04KA005	8-16	20-28	10	✓	✓	✓	✓	✓	✓	✓	✓	✓	✓	✓	✓	✓	✓	✓	✓	✓
PIC24F04KA006	8-16	20-28	10	✓	✓	✓	✓	✓	✓	✓	✓	✓	✓	✓	✓	✓	✓	✓	✓	✓
PIC24F04KA007	8-16	20-28	10	✓	✓	✓	✓	✓	✓	✓	✓	✓	✓	✓	✓	✓	✓	✓	✓	✓
PIC24F04KA008	8-16	20-28	10	✓	✓	✓	✓	✓	✓	✓	✓	✓	✓	✓	✓	✓	✓	✓	✓	✓
PIC24F04KA009	8-16	20-28	10	✓	✓	✓	✓	✓	✓	✓	✓	✓	✓	✓	✓	✓	✓	✓	✓	✓
PIC24F04KA010	8-16	20-28	10	✓	✓	✓	✓	✓	✓	✓	✓	✓	✓	✓	✓	✓	✓	✓	✓	✓
PIC24F04KA011	8-16	20-28	10	✓	✓	✓	✓	✓	✓	✓	✓	✓	✓	✓	✓	✓	✓	✓	✓	✓
PIC24F04KA012	8-16	20-28	10	✓	✓	✓	✓	✓	✓	✓	✓	✓	✓	✓	✓	✓	✓	✓	✓	✓
PIC24F04KA013	8-16	20-28	10	✓	✓	✓	✓	✓	✓	✓	✓	✓	✓	✓	✓	✓	✓	✓	✓	✓
PIC24F04KA014	8-16	20-28	10	✓	✓	✓	✓	✓	✓	✓	✓	✓	✓	✓	✓	✓	✓	✓	✓	✓
PIC24F04KA015	8-16	20-28	10	✓	✓	✓	✓	✓	✓	✓	✓	✓	✓	✓	✓	✓	✓	✓	✓	✓
PIC24F04KA016	8-16	20-28	10	✓	✓	✓	✓	✓	✓	✓	✓	✓	✓	✓	✓	✓	✓	✓	✓	✓
PIC24F04KA017	8-16	20-28	10	✓	✓	✓	✓	✓	✓	✓	✓	✓	✓	✓	✓	✓	✓	✓	✓	✓
PIC24F04KA018	8-16	20-28	10	✓	✓	✓	✓	✓	✓	✓	✓	✓	✓	✓	✓	✓	✓	✓	✓	✓
PIC24F04KA019	8-16	20-28	10	✓	✓	✓	✓	✓	✓	✓	✓	✓	✓	✓	✓	✓	✓	✓	✓	✓
PIC24F04KA020	8-16	20-28	10	✓	✓	✓	✓	✓	✓	✓	✓	✓	✓	✓	✓	✓	✓	✓	✓	✓
PIC24F04KA021	8-16	20-28	10	✓	✓	✓	✓	✓	✓	✓	✓	✓	✓	✓	✓	✓	✓	✓	✓	✓
PIC24F04KA022	8-16	20-28	10	✓	✓	✓	✓	✓	✓	✓	✓	✓	✓	✓	✓	✓	✓	✓	✓	✓
PIC24F04KA023	8-16	20-28	10	✓	✓	✓	✓	✓	✓	✓	✓	✓	✓	✓	✓	✓	✓	✓	✓	✓
PIC24F04KA024	8-16	20-28	10	✓	✓	✓	✓	✓	✓	✓	✓	✓	✓	✓	✓	✓	✓	✓	✓	✓
PIC24F04KA025	8-16	20-28	10	✓	✓	✓	✓	✓	✓	✓	✓	✓	✓	✓	✓	✓	✓	✓	✓	✓
PIC24F04KA026	8-16	20-28	10	✓	✓	✓	✓	✓	✓	✓	✓	✓	✓	✓	✓	✓	✓	✓	✓	✓
PIC24F04KA027	8-16	20-28	10	✓	✓	✓	✓	✓	✓	✓	✓	✓	✓	✓	✓	✓	✓	✓	✓	✓
PIC24F04KA028	8-16	20-28	10	✓	✓	✓	✓	✓	✓	✓	✓	✓	✓	✓	✓	✓	✓	✓	✓	✓
PIC24F04KA029	8-16	20-28	10	✓	✓	✓	✓	✓	✓	✓	✓	✓	✓	✓	✓	✓	✓	✓	✓	✓
PIC24F04KA030	8-16	20-28	10	✓	✓	✓	✓	✓	✓	✓	✓	✓	✓	✓	✓	✓	✓	✓	✓	✓
PIC24F04KA031	8-16	20-28	10	✓	✓	✓	✓	✓	✓	✓	✓	✓	✓	✓	✓	✓	✓	✓	✓	✓
PIC24F04KA032	8-16	20-28	10	✓	✓	✓	✓	✓	✓	✓	✓	✓	✓	✓	✓	✓	✓	✓	✓	✓
PIC24F04KA033	8-16	20-28	10	✓	✓	✓	✓	✓	✓	✓	✓	✓	✓	✓	✓	✓	✓	✓	✓	✓
PIC24F04KA034	8-16	20-28	10	✓	✓	✓	✓	✓	✓	✓	✓	✓	✓	✓	✓	✓	✓	✓	✓	✓
PIC24F04KA035	8-16	20-28	10	✓	✓	✓	✓	✓	✓	✓	✓	✓	✓	✓	✓	✓	✓	✓	✓	✓
PIC24F04KA036	8-16	20-28	10	✓	✓	✓	✓	✓	✓	✓	✓	✓	✓	✓	✓	✓	✓	✓	✓	✓
PIC24F04KA037	8-16	20-28	10	✓	✓	✓	✓	✓	✓	✓	✓	✓	✓	✓	✓	✓	✓	✓	✓	✓
PIC24F04KA038	8-16	20-28	10	✓	✓	✓	✓	✓	✓	✓	✓	✓	✓	✓	✓	✓	✓	✓	✓	✓
PIC24F04KA039	8-16	20-28	10	✓	✓	✓	✓	✓	✓	✓	✓	✓	✓	✓	✓	✓	✓	✓	✓	✓
PIC24F04KA040	8-16	20-28	10	✓	✓	✓	✓	✓	✓	✓	✓	✓	✓	✓	✓	✓	✓	✓	✓	✓
PIC24F04KA041	8-16	20-28	10	✓	✓	✓	✓	✓	✓	✓	✓	✓	✓	✓	✓	✓	✓	✓	✓	✓
PIC24F04KA042	8-16	20-28	10	✓	✓	✓	✓	✓	✓	✓	✓	✓	✓	✓	✓	✓	✓	✓	✓	✓
PIC24F04KA043	8-16	20-28	10	✓	✓	✓	✓	✓	✓	✓	✓	✓	✓	✓	✓	✓	✓	✓	✓	✓
PIC24F04KA044	8-16	20-28	10	✓	✓	✓	✓	✓	✓	✓	✓	✓	✓	✓	✓	✓	✓	✓	✓	✓
PIC24F04KA045	8-16	20-28	10	✓	✓	✓	✓	✓	✓	✓	✓	✓	✓	✓	✓	✓	✓	✓	✓	✓
PIC24F04KA046	8-16	20-28	10	✓	✓	✓	✓	✓	✓	✓	✓	✓	✓	✓	✓	✓	✓	✓	✓	✓
PIC24F04KA047	8-16	20-28	10	✓	✓	✓	✓	✓	✓	✓	✓	✓	✓	✓	✓	✓	✓	✓	✓	✓
PIC24F04KA048	8-16	20-28	10	✓	✓	✓	✓	✓	✓	✓	✓	✓	✓	✓	✓	✓	✓	✓	✓	✓
PIC24F04KA049	8-16	20-28	10	✓	✓	✓	✓	✓	✓	✓	✓	✓	✓	✓	✓	✓	✓	✓	✓	✓
PIC24F04KA050	8-16	20-28	10	✓	✓	✓	✓	✓	✓	✓	✓	✓	✓	✓	✓	✓	✓	✓	✓	✓
PIC24F04KA051	8-16	20-28	10	✓	✓	✓	✓	✓	✓	✓	✓	✓	✓	✓	✓	✓	✓	✓	✓	✓
PIC24F04KA052	8-16	20-28	10	✓	✓	✓	✓	✓	✓	✓	✓	✓	✓	✓	✓	✓	✓	✓	✓	✓
PIC24F04KA053	8-16	20-28	10	✓	✓	✓	✓	✓	✓	✓	✓	✓	✓	✓	✓	✓	✓	✓	✓	✓
PIC24F04KA054	8-16	20-28	10	✓	✓	✓	✓	✓	✓	✓	✓	✓	✓	✓	✓	✓	✓	✓	✓	✓
PIC24F04KA055	8-16	20-28	10	✓	✓	✓	✓	✓	✓	✓	✓	✓	✓	✓	✓	✓	✓	✓	✓	✓
PIC24F04KA056	8-16	20-28	10	✓	✓	✓	✓	✓	✓	✓	✓	✓	✓	✓	✓	✓	✓	✓	✓	✓
PIC24F04KA057	8-16	20-28	10	✓	✓	✓	✓	✓	✓	✓	✓	✓	✓	✓	✓	✓	✓	✓	✓	✓
PIC24F04KA058	8-16	20-28	10	✓	✓	✓	✓	✓	✓	✓	✓	✓	✓	✓	✓	✓	✓	✓	✓	✓
PIC24F04KA059	8-16	20-28	10	✓	✓	✓	✓	✓	✓	✓	✓	✓	✓	✓	✓	✓	✓	✓	✓	✓
PIC24F04KA060	8-16	20-28	10	✓	✓	✓	✓	✓	✓	✓	✓	✓	✓	✓	✓	✓	✓	✓	✓	✓
PIC24F04KA061	8-16	20-28	10	✓	✓	✓	✓	✓	✓	✓	✓	✓	✓	✓	✓	✓	✓	✓	✓	✓
PIC24F04KA062	8-16	20-28	10	✓	✓	✓	✓	✓	✓	✓	✓	✓	✓	✓	✓	✓	✓	✓	✓	✓
PIC24F04KA063	8-16	20-28	10	✓	✓	✓	✓	✓	✓	✓	✓	✓	✓	✓	✓	✓	✓	✓	✓	✓
PIC24F04KA064	8-16	20-28	10	✓	✓	✓	✓	✓	✓	✓	✓	✓	✓	✓	✓	✓	✓	✓	✓	✓
PIC24F04KA065	8-16	20-28	10	✓	✓	✓	✓	✓	✓	✓	✓	✓	✓	✓	✓	✓	✓	✓	✓	✓
PIC24F04KA066	8-16	20-28	10	✓	✓	✓	✓	✓	✓	✓	✓	✓	✓	✓	✓	✓	✓	✓	✓	✓
PIC24F04KA067	8-16	20-28	10	✓	✓	✓	✓	✓	✓	✓	✓	✓	✓	✓	✓	✓	✓	✓	✓	✓
PIC24F04KA068	8-16	20-28	10	✓	✓	✓	✓	✓	✓	✓	✓	✓	✓	✓	✓	✓	✓	✓	✓	✓
PIC24F04KA069	8-16	20-28	10	✓	✓	✓	✓	✓	✓	✓	✓	✓	✓	✓	✓	✓	✓	✓	✓	✓
PIC24F04KA070	8-16	20-28	10	✓	✓	✓	✓	✓	✓	✓	✓	✓	✓	✓	✓	✓	✓	✓	✓	✓
PIC24F04KA071	8-16	20-28	10	✓	✓	✓	✓	✓	✓	✓	✓	✓	✓	✓	✓	✓	✓	✓	✓	✓
PIC24F04KA072	8-16	20-28	10	✓	✓	✓	✓	✓	✓	✓	✓	✓	✓	✓	✓	✓	✓	✓	✓	✓
PIC24F04KA073	8-16	20-28	10	✓	✓	✓	✓	✓	✓	✓	✓	✓	✓	✓	✓	✓	✓	✓	✓	✓
PIC24F04KA074	8-16	20-28	10	✓	✓	✓	✓	✓	✓	✓	✓	✓	✓	✓	✓	✓	✓	✓	✓	✓
PIC24F04KA075	8-16	20-28	10	✓	✓	✓	✓	✓	✓	✓	✓	✓	✓	✓	✓	✓	✓	✓	✓	✓
PIC24F04KA076	8-16	20-28	10	✓	✓	✓	✓	✓	✓	✓	✓	✓	✓	✓	✓	✓	✓	✓	✓	✓
PIC24F04KA077	8-16	20-28	10	✓	✓	✓	✓	✓	✓	✓	✓	✓	✓	✓	✓	✓	✓	✓	✓	✓
PIC24F04KA078	8-16	20-28	10	✓	✓	✓	✓	✓	✓	✓	✓	✓	✓	✓	✓	✓	✓	✓	✓	✓
PIC24F04KA079	8-16	20-28	10	✓	✓	✓	✓	✓	✓	✓	✓	✓	✓	✓	✓	✓	✓	✓	✓	✓
PIC24F04KA080	8-16	20-28	10	✓	✓	✓	✓	✓	✓	✓	✓	✓	✓	✓	✓	✓	✓	✓	✓	✓
PIC24F04KA081	8-16	20-28	10	✓	✓	✓	✓	✓	✓	✓	✓	✓	✓	✓	✓	✓	✓	✓	✓	✓
PIC24F04KA082	8-16																			

Hardware Crypto Engine for Secure Data



Hardware Crypto Engine

With the Internet of Things growing rapidly, protecting embedded data and extending battery life are not an option, but a necessity. Microchip's PIC24F "GB2" and "GB4" families are the first PIC MCUs to offer an integrated hardware crypto engine along with XLP performance. These devices also features a True Random Number Generator (RNG) and One-Time-Programmable (OTP) key storage for protecting data in embedded applications. The "GB4" family offers advanced security featuring Secure RAM for key storage with self destruction capability on external tamper detection. For connectivity, both families integrate USB for device or host connections as well as a UART with ISO7816 support, which is helpful for smart card applications. For human interface, the "BG4" family offers a direct drive LCD module with up to 512 segments.

Key Features

Cryptographic Engine

- AES engine with 128, 192 or 256-bit key
- DES/Triple DES (TDES) engine
- Encryption, decryption and authentication
- True Random Number Generator (RNG)
- Achieve a higher level of data security with unique key
- OTP memory for secure key storage
- Secure RAM for key storage with self destruction on external tamper detection
- Once written, keys cannot be read or overwritten by software
- CIP – offloads CPU to save power and headroom

eXtreme Low Power Technology

- 18 nA deep sleep, 155 μ A/MHz Run
- Enables integrity of data without sacrificing power consumption
- VBAT allows the device to transition to a backup battery

Connection to USB or Wireless Protocols

- Integrated USB 2.0 device, host, OTG
- Easy connection to certified modules for Wi-Fi, ZigBee®, Sub-GHz and Bluetooth Low Energy

Human Interface

- Direct drive segmented LCD with up to 512 segments
- mTouch® capacitive touch sensing capability

Low Profile and Small Footprint

- QFN and uQFN packages

Alternatively, you can add crypto functions in software to any PIC24 or dsPIC33 device using the free software found in the Microchip Libraries for Applications (MLA) download at www.microchip.com/MLA.

Target Applications

Industrial

- Security door locks
- Access control systems
- Security cameras
- POS terminals
- Smart card readers
- Heat/gas meters
- IoT sensor nodes

Computer

- PC peripherals
- Printers
- Portable accessories

Medical/Fitness

- Pedometers
- Wearable fitness
- Handheld devices

Application Note

AN1861: *Bluetooth Smart Communication Using Microchip's RN4020 Module and 16-bit PIC Microcontroller*

Development Tools

PIC24 XLP Bluetooth LE IoT Demo



This demo showcases data security using the integrated crypto engine available on PIC24FJ128GB204 and communicating over Bluetooth LE to an Android tablet using the RN4020 to demonstrate basic command and

control similar to a simple IoT sensor node. For further details visit: www.microchip.com/PIC24IoTdemo.

Explorer 16/32 Development Board (100-pin) (DM240001-2)

Get the development board and choose from a wide variety of PIMs such as:

- PIC24FJ128GB204 Plug-in Module for Explorer 16/32 Development Board (MA240036)
- PIC24FJ256GB410 Plug-in Module for Explorer 16/32 Development Board (MA240038)

Featured Products

Product	Flash (KB)	Pins	Crypto Engine	Key Storage	RNG	Tamper Detection	Other Features
PIC24FJ128GB204	64–128	28–44	AES, DES, 3DES	Secure OTP	TRNG	–	USB 2.0 OTG, UART with ISO7816, XLP
PIC24FJ256GB412	64–256	64–121	AES, DES, 3DES	Secure OTP and RAM	TRNG	External physical tamper detect	USB 2.0 OTG, UART with ISO7816, LCD, Dual Partition Flash with Live Update, XLP

Display and Touch



Display and Touch

Many 16-bit designs incorporate modern user interfaces to increase the usability, functionality and look of end products. More sophisticated displays and touch interfaces create higher impact designs, yet they must be cost effective and easy to integrate. Microchip's solutions allow for driving segmented or graphical displays with a single chip and offer integrated peripherals for touch buttons.

Segmented LCD Displays

The PIC24 "GA3", "GC" and "GB4" families feature integrated segmented display drivers with up to 512 segments. Key advantages include:

- Direct drive of inexpensive, low-power displays
- Drive LCD while conserving power in low-power modes
- Integrated analog for sensor applications like temperature sensing in thermostats
- Integrated touch sensing function for buttons or sliders

Graphical Displays

The PIC24FJ256DA210 family features integrated graphics acceleration and a display controller to directly drive displays up to 4.3" WQVGA with 480 × 272 resolution. This "DA" family includes:

- Dedicated graphics clock for a continuous, flicker-free display
- On-chip display controller provides direct interface to TFT, STN and OLED displays
- Easy to use graphics processing units for hardware acceleration allow for moving and copying rectangles, decompressing images and rendering text without CPU intervention
- Integrated color look-up table and 96 KB frame buffer support up to 8 bpp QVGA with internal memory

Touch Buttons: Keys and Sliders

PIC24 MCUs and dsPIC DSC products include touch sensing capability for implementing keys or sliders as an alternative to traditional push button switches using CVD or CTMU technology. This enables more modern and stylish designs, lower manufacturing costs and increased reliability.

- Longer battery life with eXtreme Low Power MCUs
- Sensing through metal, plastic or glass
- High noise immunity and low emissions
- Free mTouch sensing solutions software library is available as part of legacy MLA software

Development Tools

LCD Explorer XLP Development Board (DM240314)



The LCD Explorer XLP Development Board provides an ideal platform to evaluate a MCU with a × 8 Common LCD Driver on a 38 segment × 8 common LCD display.

PIC24FJ256DA210 Development Kit (DV164039)



This kit bundles the PIC24FJ256DA210 Development Board (DM240312), a 3.2" Truly 240 × 320 TFT Display Board (AC164127-4), three Graphics Display Prototype Boards (AC164139), the MPLAB ICD 3 Debugger (DV164035) and also includes a USB Cable and accessories.

Remote Control Demo Board (DM240315-2)



This board integrates graphics, mTouch technology, USB and RF4CE into a single demo. It features the PIC24FJ256DA210 MCU, a 3.5" Graphical TFT LCD with resistive touch screen, capacitive touch keys with plastic overlay, an MRF24J40 2.4 GHz transceiver and a ZENA™ wireless adapter.

Software and Application Notes

FREE Microchip Graphics Library

The Microchip Graphics Library is highly modular, easy to use and has an open documented interface for driver or controller support. The library supports the following features:

- Pre-made graphics objects
- Multiple fonts and languages
- User interface for mTouch sensing
- Buttons, charts, check boxes, scroll bars, list boxes, images and basic animation
- Download as part of the MLA software at www.microchip.com/MLA

Visual Graphics Display Designer by VirtualFab (SW500190)

Visual Graphics Display Designer (VGDD) is a powerful visual design tool that provides a quick and easy way of creating Graphical User Interface (GUI) screens for graphical interface applications on Microchip MCUs. This development environment, developed by our partner VirtualFab, fully utilizes the Microchip graphics library in MLA as well as Microchip's graphics development boards.

Application Notes

- **AN1428:** *Segmented LCD Biasing & Contrast Control Methods*
- **AN1368:** *Developing Graphics Applications Using an MCU with Integrated Graphics Controllers*
- **AN1478:** *mTouch Sensing Solutions Acquisition Methods*
Capacitive Voltage Divider

Connectivity for PIC24 MCU and dsPIC DSC Families



Connectivity

The PIC24 MCUs and dsPIC33 DSC products include a wide range of integrated connectivity peripherals as well as support for wired and wireless communication protocols. Many of these communication libraries, such as USB and Wi-Fi, are integrated into the Microchip Libraries for Applications (MLA) which can be downloaded at www.microchip.com/MLA.

CAN, LIN and SENT

Numerous dsPIC DSCs and PIC24 MCUs include an integrated CAN peripheral which is ideal for applications requiring robust communications with a high-speed, reliable industry standard protocol. Vector CANbedded™ and osCAN™ development solutions support PIC24 MCU and dsPIC DSC products with embedded CAN controllers.

LIN support is integrated into products for low-cost, single-wire serial communication for automotive applications.

The new dsPIC33EV family also includes SENT for automotive sensing. The dsPIC33EV 5V CAN-LIN Starter Kit (DM330018) contains data ports for CAN, LIN and SENT, a self-contained USB programming/debug interface, and an expansion footprint for flexibility in application hardware development.

A CAN/LIN PICTail Plus Daughter Board (AC164130-2) is available for developing embedded CAN or LIN applications. This must be used with a processor Plug-In Module (PIM) for a compatible PIC24 MCU or dsPIC DSC product.

IrDA®

The IrDA standard is an inexpensive method for providing wireless point-to-point communication. Through Application Note AN1071, Microchip's free IrDA stack is available to support 16-bit MCUs with integrated IrDA support, enabling a cost-effective wireless connection with plenty of computing power left for other tasks.

PMBus

The PMBus protocol standard operations over an I²C physical layer and was developed to enable easy digital management of power supplies. The protocol allows for reading values from a power supply such as measured voltage and current parameters, temperatures and fan speeds as well as writing commands to control the operation of the power supply. The dsPIC "GS" family of DSCs supports the PMBus protocol along with many other dsPIC DSCs and PIC24 MCUs. A PMBus stack is available free from Microchip for use with the dsPIC "GS" family of DSCs.

Wireless

Microchip offers a wide range of wireless modules ranging from Wi-Fi, Bluetooth, Bluetooth Low Energy, LoRa technology and various Personal Area Networks. These fully certified surface-mount modules allow you to quickly and seamlessly add wireless connectivity to your applications. The wireless modules allow you to bypass costly and time-consuming RF design and regulatory certifications to get your designs to market faster.

For wireless sensors and other battery-operated applications, the eXtreme Low Power PIC24 MCUs are ideal companions to Microchip's Bluetooth Low Energy and Lora Wireless Modules, creating low-power wireless networks. Together these devices make it easy to add internet connection to your embedded application for remote command and control. Application Note AN1861 describes the hardware and software needed to pair an XLP PIC24 to the Bluetooth Low Energy module.

USB

There are several PIC24 MCU and dsPIC DSC families with integrated USB which include support for device, host and On-The-Go (OTG) functionality. These products are supported by the dsPIC DSC USB Starter Kit (DM330012) as well as the Explorer 16/32 Development Board (DM240001-3) and one of the USB Processor Plug-In Modules (PIMs).

Microchip's free USB framework includes USB software libraries as well as a comprehensive set of host and device drivers including Human Interface Device (HID) class for user interfaces, and Mass Storage Device (MSD) class for memory devices as well as CDC, PHDC, custom, audio, printer and demo code including thumb drive bootloader, and printer host. The USB libraries, drivers and demo code are all available with the Microchip Libraries for Applications download at www.microchip.com/mla.

Motor Control



16-bit Motor Control Products

- High-performance dsPIC DSC core with DSP instructions for precise control
 - Variable speed with constant torque using PI controllers
 - Field oriented control (FOC) for greater efficiency
- 5V 70 MIPS dsPIC DSC core for harsh environments
- High-performance on-chip op amps
- Intelligent, high-speed ADC
- Algorithms and application notes for
 - BLDC, PMSM, ACIM
 - Sensorless control
 - Field-oriented control
 - Certified class B safety software
- Dual motor control with FOC control for each motor
- Multiple package options, ranging from 28 to 144 pins
- Scalable motor control tools with low- and high-voltage options
- Motor control PWM: up to 14 outputs
 - Up to seven duty cycle generators
 - Independent or complementary mode
 - Programmable dead time settings
 - Edge- or center-aligned PWMs
 - Manual output override control, up to 10 fault inputs
 - ADC samples triggered by PWM module
- Quadrature encoder interface module
 - Up to two modules
 - Phase A, Phase B and index pulse input
- High current sink/source

Software and Application Notes

Motor Type	Algorithm	App Note
Stepper Motor	Closed-Loop Microstepping	AN1307
	Sensored	AN957
	Sensored Sinusoidal	AN1017
	Sensorless BEMF	AN901 AN992
	Sensorless Filtered BEMF with Majority Detect	AN1160
	Sensorless Dual-Shunt FOC with SMO Estimator and Field Weakening	AN1078
	Sensorless Dual-Shunt FOC with SMO and PFC	AN1208
	Sensorless Dual-Shunt FOC with PLL Estimator and Field Weakening	AN1292
	Sensorless Single-Shunt FOC with SMO Estimator and Field Weakening	AN1299
BLDC and PMSM	Open-Loop V/F	AN984
	Closed-Loop Vector Control	AN980
	Sensorless Dual-Shunt FOC with PLL Estimator	AN1162
	Sensorless Dual-Shunt FOC with PLL Estimator and Field Weakening	AN1206
	PFC	AN1106
AC Induction Motor	Class B Safety Software (IEC 60730)	AN1229
	Motor Control Sensor Feedback Circuits	AN894
	MOSFET Driver Selection	AN898
	Current Sensing Circuit Concepts and Fundamentals	AN1332
Other		

Featured Motor Control Products

Product	Operating Voltage (V)	MIPS	Pins	Flash (KB)	RAM (KB)	DMA Ch.	Input Capture	Output Compare/Std. PWM	MC PWM	QEI	Internal Op Amps	ADC 10/12-bit 1.1/0.5 MSPS	UART
dsPIC33EP512GM710	3.3	70	100/121	128-512	16-48	4	8	8	12 Ch	2	4	2/49 Ch	4
dsPIC33EP512GM706	3.3	70	64	128-512	16-48	4	8	8	12 Ch	2	4	2/30 Ch	4
dsPIC33EP512GM604	3.3	70	44	128-512	16-48	4	8	8	12 Ch	2	4	2/18 Ch	4
dsPIC33EP512MC506	3.3	70	64	32-512	4-48	4	4	4	6 Ch	1	3	1/16 Ch	2
dsPIC33EP512MC504	3.3	70	44	32-512	4-48	4	4	4	6 Ch	1	3	1/9 Ch	2
dsPIC33EP512MC502	3.3	70	28	32-512	4-48	4	4	4	6 Ch	1	3	1/6 Ch	2
dsPIC33EV256MC106	5	70	64	32-256	4-16	4	4	4	6 Ch	0	4	1/36 Ch	2
dsPIC33EV256MC104	5	70	44	32-256	4-16	4	4	4	6 Ch	0	4	1/24 Ch	2
dsPIC33EV256MC102	5	70	28	32-256	4-16	4	4	4	6 Ch	0	3	1/11 Ch	2

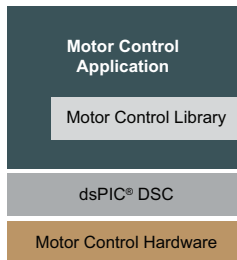
Motor Control Development Solutions

Microchip offers a rapid prototyping solution that allows compiling and flashing a Simulink® model of a motor control system into a dsPIC DSC with a single push of a button. The Simulink blocksets and models are supported by Microchip's devices and development boards for a complete hardware and software motor control solution. Together this will make prototyping your next motor control design easier. Follow these steps to simplify your motor control development.

1. Build your Simulink model using Microchip's simulation tools
2. Generate code using the Simulink embedded code generator and MATLAB plug-in for MPLAB X IDE
3. Compile the MPLAB X IDE project and load code onto target motor control development board
4. Connect the board to your motor and run your code to spin a motor

Software Library

Motor Control Library for dsPIC33F/dsPIC33E



The Motor Control Library contains function blocks that are optimized for the dsPIC33F and dsPIC33E DSC families. All functions in this Motor Control Library have input(s) and output(s), but do not access any of the DSC peripherals. The library functions are designed to be used within an application framework for realizing

an efficient and flexible way of implementing a motor control application.

Simulation Tools

Motor Control Library Blockset

Simulation blocks and code generation for motor control algorithms.

16-bit Device Blocks for Simulink

Code generation blocks for dsPIC33 peripherals

PMSM Simulink Motor Model

Used to simulate PMSMs in Simulink

Motors

You can provide your own motor or purchase one of the motors used in our Application Notes which are guaranteed to run right out of the box:

- AC300024: 2-phase, 8-wire Stepper Motor
- AC300020: 24V BLDC Motor
- AC300022: 24V BLDC Motor with Shaft Encoder
- AC300023: 220V, AC Induction Motor




Hardware Development Boards

Motor Control Starter Kit (MCSK) (DM330015)



This starter kit with mTouch sensing is a complete, integrated development platform based on the dsPIC33FJ16MC102. It includes a USB interfaced debugger/programmer, a complete drive circuit, an on-board BLDC motor, a user-configurable switch and an mTouch sensing slider with LED indicators for speed control.

dsPICDEM MCLV-2 Development Board (DM330021-2)



This board provides a cost-effective method of evaluating and developing sensored or sensorless BLDC motor and PMSM control applications. The board supports Microchip's 100-pin PIM with dsPIC33E or dsPIC33F DSCs and the use of the internal, on-chip op amps found on certain dsPIC DSCs or the external op amps found on the MCLV-2 board. A dsPIC33EP256MC506 Internal Op Amp PIM (MA330031) is included. The board is capable of controlling motors rated up to 48V and 15 A, with multiple communication channels such as USB, CAN, LIN and RS-232.

dsPICDEM MCHV-2 Development System (DM330023-2)




This high-voltage system is intended to aid the user in the rapid evaluation and development of a wide variety of motor control applications using a dsPIC DSC. This development system is targeted to control BLDC motors, PMSM and AC Induction Motors (ACIM) in sensor or sensorless operation. The rated continuous output current from the inverter is 6.5 A (RMS). This allows up to approximately 2 kVA output when running from a 208V to 230V single-phase input voltage.

Low-Voltage Motor Control Development Bundle (Signal Board and Drive Board) (DV330100)



Provides a cost-effective method of evaluating and developing dual/single motor control to drive BLDC motors or PMSMs concurrently or one of each. The dsPIC DSC Signal Board supports both 3.3V and 5V operated devices for various applications and frequently used human interface features along with the communication ports. The Motor Control 10–24V Driver Board (Dual/Single) supports currents up to 10 A.

Digital Power and Lighting



16-bit Digital Power and Lighting Products

- Streamlined interoperation between PWM, ADC and CPU
- High-performance core with DSP instructions
 - High-speed control loop execution for demanding power conversion applications
 - Fast and predictable interrupts
- High-resolution PWMs for digital power
 - 1 ns for duty cycle, phase shift, period and dead time
 - Flexibility to control numerous power topologies
- Live update features
 - Update all of the firmware in an operating power supply while maintaining continuous regulation
- Very fast ADCs optimized for digital power applications
- Complete reference designs and algorithms including:
 - AC/DC converter meeting platinum specification
 - LLC resonant DC/DC converter
 - Quarter brick DC/DC converter
 - Solar micro inverter
 - Interleaved power factor correction
 - Offline UPS
- Broad range of package sizes and types
 - 18–100 pins, as small as 4 × 4 mm
 - Robust packages to easy IPC-9592B qualification

Software and Application Notes

Application Solution	AN #	Description
Power Factor Correction in Power Conversion Applications Using the dsPIC® DSC	AN1106	This application note focuses primarily on the study, design and implementation of Power Factor Correction (PFC) using a Digital Signal Controller (DSC).
Switch Mode Power Supply (SMPS) Topologies (Part I)	AN1114	This application note explains the basics of different types of SMPS topologies and their applications. The pros and cons of different SMPS topologies are also explained to guide the user to select an appropriate topology for a given application, while providing useful information regarding selection of components for a given SMPS design.
Switch Mode Power Supply (SMPS) Topologies (Part II)	AN1207	This application note is the second of a two-part series on Switch Mode Power Supply (SMPS) topologies. This series expands on the previous material in Part I, and presents the basic tools needed to design a power converter.
Offline UPS Reference Design	AN1279	The application note describes the design of an Offline Uninterruptible Power Supply (UPS) using a Switch Mode Power Supply (SMPS) dsPIC Digital Signal Controller (DSC).
Digital Power Interleaved PFC Reference Design	AN1278	The application note describes the design of a Digital Power Interleaved PFC (IPFC) using a Switch Mode Power Supply (SMPS) dsPIC Digital Signal Controller (DSC).
Quarter Brick DC-DC Reference Design	AN1335	This application note describes the design of Quarter Brick DC-DC Reference Design using Switch Mode Power Supply (SMPS) dsPIC Digital Signal Controller (DSC)
DC-DC LLC Resonant Converter Reference Design	AN1336	This application note describes the design of DC-DC LLC Resonant Converter Reference Design using Switch Mode Power Supply (SMPS) dsPIC Digital Signal Controller (DSC)
Grid Connected Solar Microinverter	AN1338	This application note describes the design of Grid Connected Solar Microinverter Reference Design using Switch Mode Power Supply (SMPS) dsPIC Digital Signal Controller (DSC)
Platinum-rated AC/DC Reference Design Using the dsPIC DSC	AN1421	This application note presents a fully digital-controlled 720W AC-to-DC (AC/DC) power supply, which meets all CSCI Platinum Specifications, as well as provides a variety of additional, application-specific features and functions.

Featured Digital Power Products

Product	Pins	Flash (KB)	RAM (Bytes)	IC/OC	PS PWM	ADC	Analog Amps	Analog Compare	UART/I ² C™/SPI	CAN
dsPIC33FJ64GS610	100	64	9 K	4/4	18	24 × 10-bit, 6 S/H	0	4	2/2/2	1
dsPIC33EP64GS506	64	64	8 K	4/4	10	22 × 12-bit, 5 S/H	2	4	2/2/2	0
dsPIC33EP64GS505	48	64	8 K	4/4	10	19 × 12-bit, 5 S/H	2	4	2/2/2	0
dsPIC33FJ16GS504	44	16	2 K	2/2	8	12 × 10-bit, 6 S/H	0	4	1/1/1	0
dsPIC33EP32GS504	44	32	4 K	4/4	10	19 × 12-bit, 5 S/H	2	4	2/2/2	0
dsPIC33FJ09GS302	28/36	9	1 K	1/1	6	8 × 10-bit, 3 S/H	0	2	1/1/1	0
dsPIC33EP64GS502	28	64	8 K	4/4	10	12 × 12-bit, 5 S/H	2	4	2/2/2	0
dsPIC33EP32GS202	28	16	2 K	1/1	6	12 × 12-bit, 3 S/H	2	2	1/1/1	0
dsPIC33FJ06GS001	18/20	6	256	0/0	4	6 × 10-bit, 2 S/H	0	2	0/1/0	0

Digital Power and Lighting Reference Designs and Development Boards

Reference Designs

Platinum Rated 720 W AC/DC Reference Design



This reference design demonstrates the flexibility of dsPIC DSCs in Switch Mode Power Supplies. This reference design has a peak efficiency of 94.1% and achieves the ENERGY STAR® CSCI Platinum Level. It features a 2-phase interleaved power factor correction boost converter followed by a 2-phase interleaved two-switch forward converter with synchronous rectification.

Quarter Brick DC/DC Converter Reference Design



This reference design provides an easy method to evaluate the performance and features of SMPS DSCs in high-density quarter brick DC-DC converters.

DC/DC LLC Resonant Converter Reference Design



This reference design operates over a wide input voltage range (350–420V DC) with a nominal input of 400V, providing a 12V DC output while maintaining high-voltage isolation between the primary and secondary. This reference design is implemented using a single dsPIC33F “GS” digital power DSC that provides full digital control of the power conversion and system management functions.

Digital Power Interleaved PFC Reference Design



This reference design provides an easy method to evaluate the power and features of the SMPS dsPIC DSCs for IPFC applications. It features a universal input voltage range and produces a single high-voltage DC output up to 350 W with low Total Harmonic Distortion (THD) of the input current.

Digital Pure Sine Wave Uninterruptible Power Supply (UPS) Reference Design



This reference design demonstrates how digital power techniques applied to UPS applications enable easy modifications through software and allow for the use of smaller magnetics, higher efficiency and reduction in audible and electrical noise via a purer sine-wave output, USB communication and reduce cost.

Grid Connected Solar Micro Inverter Reference Design



This reference design demonstrates maximum power point tracking for PV panel voltages between 20–45V DC and has a maximum output power of 215 W. High efficiency is achieved by implementing a novel interleaved active-clamp flyback topology with Zero Voltage Switching (ZVS).

Development Boards

MPLAB Starter Kit for Digital Power (DM330017-2)



This kit uses the dsPIC33EP64GS502 DSC to implement a buck converter and a boost converter. Each converter can drive its on-board MOSFET controlled resistive load or an external load. The board has an LCD for showing voltage, current, temperature and fault conditions, and an integrated programmer/debugger, all powered by the included 9V power supply.

Digital LED Lighting Development Kit (DM330014)



The LED lighting development kit enables designers to quickly leverage the capabilities and performance of the dsPIC33 “GS” DSCs to create a 100% digitally controlled ballast function, while including advanced features such as dimming and color hue control. The dsPIC33 “GS” devices can support an entire system implementation for LED lighting products, including power-conversion circuits, such as AC-to-DC and DC-to-DC conversion, along with function such as Power Factor Corrections (PFC).

Tools and Libraries

Digital Compensator Design Tool (DCDT)

Use this free MPLAB X IDE plug-in to calculate optimum compensator coefficients for maximum performance, with support for five common compensator types. Use this plug-in to analyze system response as well as stability.


SMPS Compensator Library

This library includes optimized functions for the dsPIC33 family of DSCs implementing common compensator algorithms such as 2P2Z, 3P3Z and PID. These library functions are designed to be used within an application framework for realizing an efficient and flexible way of implementing the control of an SMPS application.

The above tools can be downloaded from www.microchip.com/dsPIC33EP-GS.

Additional information for all reference designs is available at www.microchip.com/power.

Easing System Level Integration



Robust 3V Operation

With operating voltages as low as 1.8V and up to 3.6V, PIC24 MCUs and dsPIC33 DSCs ensure robust operation such as:

- POR/BOR/Watchdog Timer (WDT)
- Support for temperatures up to 150°C
- AEC-Q100 Grade 0 qualification for automotive applications

Enhanced Robustness with 5V Operation

Microchip's PIC24 MCU and dsPIC33 DSC portfolios include some families that operate up to 5V for increased noise immunity and robustness. Devices with 5V operation provide more dynamic range for signals and improved sensitivity. The 5V devices include additional features to ensure robust operation such as:

- Backup system oscillator
- Windowed watchdog timer (WWDT)
- PWM with fault detection
- Support for temperatures up to 150°C
- AEC-Q100 Grade 0 qualification for automotive applications

Families with 5V Operation	Flash	Pins
dsPIC33 "EV" DSC Family	32–256 KB	28–64
PIC24F "KM" and "KA" MCU Family	8–32 KB	20–44

Extreme Temperatures and AEC-Q100 Qualification

A variety of devices are also rated for operation up to 125°C or 150°C ambient temperature for the most extreme automotive and industrial applications, including AEC-Q100 Grade 0 qualification.

Some target applications require operation in extreme environmental conditions. PIC24 MCUs and dsPIC33 DSCs have options for standard (85°C), extended temperature (125°C) and even high temperature up to 150°C.

For automotive applications, our products support AEC-Q100 Grade 0 level qualification for 150°C support, especially helpful for under-the-hood systems. For more information, visit www.microchip.com/hightemp.

Temperature Ranges	Range	Part Number Suffix
Standard	–40 to 85°C	-I
Extended	–40 to 125°C	-E
High	–40 to 150°C	-H

Safety Critical Applications and Class B Certification

PIC24 MCUs and dsPIC33 DSCs include integrated safety features to ease implementation of IEC 60730 compliance for Class B safety.

The CRC provides a memory integrity check and devices also include memory error correction. In addition, dsPIC33 devices with Error-Correcting Code (ECC) include 2-bit error detection and single-bit error correction for enhanced reliability, completely transparent and real-time implementation.

The memory also has read/write protection capability to protect sections of memory from code flow changes or interrupt vectors. You can establish zones that have different permissions, and you can define secure areas that should not be entered without the proper permissions.

Products include a backup system oscillator for system redundancy as well as clock-fail detection. A windowed watchdog timer will detect and reset the MCU in event of code execution error, with a dedicated clock source independent of the system clock. A Dead-Man Timer (DMT), clocked from the main system clock, is useful for detecting and recovering software malfunctions. The PWMs include fault detection features and the CPU includes trap instructions and illegal opcode detection.










The certified Class B software stack helps to simplify IEC 60730 regulatory compliance. This library routines integrate into the MCU application to test and verify the critical functionalities without affecting the end application. For more information, visit www.microchip.com/classb.

Robust Package Options for IPC-9592B

Some dsPIC33 "GS" devices are available with robust package options to help with operation in extremely noisy environments. These packages make it easier to achieve IPC-9592B qualification. Options include a 28-pin µQFN (4 × 4 mm) or 28-pin µQFN (6 × 6 mm). These package options are designed to withstand temperature cycling as defined in IPC-9592B with over 700 cycles of –40°C/+125°C on thick high-layer count PCBs.

Development and Evaluation Tools

A variety of hardware development boards are available for the PIC24 and dsPIC33 products, enabling you to shorten your design cycle and quickly develop prototypes. These boards are designed to allow easy connectivity to an MPLAB ICD 3 In-Circuit Debugger, MPLAB REAL ICE In-Circuit Emulator or MPLAB PM3 device programmer. Several boards also include integrated debugger and programmers. When combined with the MPLAB X IDE and the MPLAB XC16 Compiler, these development boards and starter kits allow you to quickly gain knowledge and experience using Microchip's 16-bit MCU and dsPIC DSC products.

Photo	Tool	Part Number	Description
	Explorer 16/32 Development Board	DM240001-2 (stand-alone board) DM240001-3 (board with PIMS and cables)	The new Explorer 16/32 Development Board is a modular development system supporting PIC24, dsPIC33 and PIC32 devices through PIMs for easy device swapping. The board comes with several new features including on-board USB communication and USB-to-serial communication bridge. The board's wide ecosystem includes mikroBUSTM, Pmod and PICTailTM Plus interfaces that support ClickTM boards, Pmod boards and PICTail Plus daughter cards featuring USB, CAN, wireless and more. Coupled with the integrated programmer/debugger, MPLAB® ICD 3 In Circuit Debugger or MPLAB REAL ICE™ In-Circuit Emulation, real-time emulation and debugging speed evaluation and prototyping of your application. Full documentation is available at www.microchip.com/Explorer1632 .
	Microsticks	DM330013-2 DM240013-1 DM240013-2	Microsticks are USB-powered and include an on-board debugger/programmer. The boards are fully supported by MPLAB® X IDE and provide easy plug in to a standard breadboard with access to device signals for prototyping. The Microstick II works with all 28-pin PIC24FJ and dsPIC33EP families. Microstick for 3V PIC24F K-series works with the PIC24F "KA" and "KL" families. Microstick for 5V PIC24F K-series works with the PIC24F "KM" family.
	Intelligent Analog PIC24 Starter Kit	DM240015	This starter kit features the PIC24FJ128GC010 family with advanced integrated analog peripherals. The board includes an analog header, allowing clean signals to be accessed for easy prototyping. The board also includes sensors for light, touch and temperature as well as USB, potentiometer, microphone and headphone interface. Comprehensive demos are included as well as integrated programmer and debugger.
	LCD Explorer XLP Development Board	DM240314	This development board supports 100-pin PIC® MCUs with eight common segmented LCD drivers. It ships with the PIC24FJ128GA310 and other families can be evaluated with different processor PIMs. In addition to the display, the board includes a PICTail Plus connector for daughter cards. It can be powered from USB, battery or 9V power supply, and includes VBAT battery back-up.
	dsPIC33EV 5V CAN-LIN Starter Kit	DM330018	This USB-powered starter kit features the dsPIC33EV256GM106 with connections for CAN, LIN and SENT, as well as integrated programmer and debugger.
	dsPIC33E USB Starter Kit	DM330012	This starter kit includes integrated programmer and debugger and expansion capability with the Multimedia Expansion Board or I/O Expansion Board. It comes with preloaded demonstration software to allow you to explore the features of the dsPIC33E DSC family including USB communication.
	Motor Control Starter Kit	DM330015	This board includes a small 3-phase BLDC motor driven by dsPIC33FJ16MC102 motor control device and integrated programmer and debugger, powered by 9V power supply. This is a low-cost way to evaluate the motor control features on the dsPIC33 family and comes with full source code based on Application Note AN1160: <i>Sensorless BLCD Control with Back-EMF Filtering Using a Majority Function</i> .
	Digital Power Starter Kit	DM330017-2	This board includes the dsPIC33EP64GS502 digital power conversion device to implement a DC/DC synchronous buck converter power stage and boost converter power stage. Each power stage includes a MOSFET controlled 5 W resistive load. The board includes a display for voltage, current, temperature and fault conditions and integrated programmer and debugger, all powered by 9V power supply.
	Graphics PIC24FJ256DA210 Development Board	DM240312	This graphics development board is for developing colorful graphics displays with the PIC24FJ256DA210 family. The board includes touch pads, USB and a PICTail Plus connector for daughter cards. Match this board with your desired display size; it easily connects to the 3.2" Truly TFT Display (AC164127-4) or 4.3" Powertip TFT Display (AC164127-6) or Display Prototype Board (AC164139).

Software Libraries and Tools

Software libraries, code examples and application notes are available to support the PIC24 MCUs and dsPIC33 DSCs. The table below includes some of the most popular software libraries and tools that help you jump start your application development.

Software	Description	Location
Microchip Libraries for Applications (MLA)	<p>MLA includes source code, drivers, demos, documentation and utilities. All PIC24 MCUs and dsPIC33 DSCs are supported.</p> <ul style="list-style-type: none"> ■ USB – including device, host and OTG support ■ Graphics – including pre-made graphics objects, fonts, languages, images and display drivers ■ File I/O Memory Disk Drive – share portable memory devices between embedded system and a personal computer ■ Crypto Software – including AES, DES, 3DES, MD5, SHA-1, SHA-2 ■ Smart Card ■ MiWi™ Wireless Networking Protocol ■ TCP/IP for Wi-Fi® <p>Legacy versions of MLA are archived and also include support for TCP/IP with Ethernet, touch or accessory framework for Android™.</p>	www.microchip.com/mla
16-bit CPU Self-Test Library	The 16-bit CPU Self-Test Library allows you to verify during run-time, that all CPU core features are functioning correctly.	www.microchip.com/libraries
Bootloaders	<p>Several application notes and code examples exist to help with your bootloader applications.</p> <ul style="list-style-type: none"> ■ Easy Bootloader for PIC24 and dsPIC33 (EZBL) software library and example projects for UART and I²C ■ AN1094 describes UART-based bootloader with command line interface for dsPIC30F, dsPIC33F and PIC24FJ and PIC24H ■ AN1157 describes PIC24F family and includes a GUI for quick programming ■ CE417 code example for dsPIC33EP with aux Flash ■ USB bootloader included in the MLA USB stack 	www.microchip.com/ezbl AN1094 AN1157 CE417
Class B Safety Software Library	Microchip has developed a library of low-level software routines that simplify meeting IEC 60730 requirements for Class B safety. Includes CPU register test, program counter test, variable memory test, Flash memory test and clock test. Certified by VBE.	www.microchip.com/classB AN1778
Code Examples	<p>Hundred of code examples are ready to help you set-up peripherals and functions, sorted by product family:</p> <ul style="list-style-type: none"> ■ PIC24E and dsPIC33E code examples = CE4XX ■ PIC24F code examples = CE3XX ■ PIC24H code examples = CE2XX ■ dsPIC33F code examples = CE1XX ■ dsPIC30 code examples = CE0XX 	www.microchip.com/codeexamples
Data EEPROM Emulation	For devices that do not have on-chip EEPROM, this algorithm increases endurance when emulating EEPROM with an on-chip Flash memory.	AN1095
Digital Filter Design	The Digital Filter Design Tool makes designing and analyzing FIR and IIR filters easy. When the user enters frequency specifications, the tool automatically generates the filter code and coefficients. Graphical output windows provide the desired filter's characteristics.	www.microchip.com/SW300001
Digital Power	<p>Several software libraries and tools are available for digital power applications.</p> <ul style="list-style-type: none"> ■ Includes Digital Power Compensator Libraries, optimized for use with dsPIC33 "GS" devices ■ Digital Compensator Design Tool (DCDT) helps calculate compensator coefficients for maximum performance ■ PMBus™ stack implements the PMBus protocol over I²C™ communication interface 	www.microchip.com/dcdt www.microchip.com/power
dsPICworks Data Analysis	dsPICworks Data Analysis allows you to evaluate and analyze DSP algorithms in both time and frequency domains. Includes signal generation and DSP functions such as FFT or DCT.	www.microchip.com/SW300021
Embedded Code Source	Embedded Code Source is a collection of code, tools and utilities from Microchip and third party developers to help speed your design.	www.embeddedcodesource.com
Fixed Point Math Library for PIC24 MCUs and dsPIC® DSCs	This software library provides a set of speed-optimized functions for the most common digital signal processing applications. The I/Q math library includes over 65 general-purpose functions composed of 28 functions support Q15 math and 37 functions supporting Q16 math.	www.microchip.com/libraries
Floating Point Math Library for PIC24 MCUs and dsPIC DSCs	The IEEE-754-Compliant Floating Point Math Library is the compiled version of the math library that is distributed with the XC16 Compiler. It contains advanced single- and double-precision floating-point arithmetic and trigonometric functions from the standard C header file <math.h>.	www.microchip.com/libraries
Motor Control	This library includes the Motor Control Library for 3-phase control as well as MATLAB Simulink® Blockset and motor models, tuning guides, application notes and code examples.	www.microchip.com/motor
XLP Battery Life Estimator	This library estimates average current consumption and battery life. The utility allows users to select the target device, battery type, the application's operating conditions (such as voltage and temperature) and model the active and power-down times for their applications.	www.microchip.com/xlp

Microchip's Development Ecosystem

MPLAB X IDE

Universal and Integrated Tool Set

MPLAB X IDE is a single, universal graphical user interface for Microchip and third-party software and hardware development tools. It is the industry's only IDE to support an entire portfolio of 8-bit, 16-bit and 32-bit PIC MCUs, dsPIC DSCs and memory devices.



Powerful Yet User-Friendly Interface

With complete project management, visual call graphs, a configurable watch window and a feature-rich editor that includes code-completion, context menus and a task navigator, MPLAB X IDE is flexible and friendly enough for new users.

Open-Source Platform

Based on the NetBeans™ Platform, MPLAB X IDE supports a host of free software components and plugins from the NetBeans community for high-performance application development customized to your needs.

Cross-Platform

You can run your favorite toolset and develop your next embedded application on Windows®, Linux® or Mac OS® X.

MPLAB Xpress: Cloud-Based IDE

MPLAB Xpress Cloud-Based IDE is a free online development environment that contains the most popular features of our award-winning MPLAB X IDE. This simplified and distilled application is a faithful reproduction of our desktop-based program, which allows you to easily transition between the two environments. MPLAB Xpress is a perfect starting point for new users of PIC Microcontrollers—no downloads, no machine configuration and no waiting to get started on your system development.



- MPLAB Code Configurator: GUI-based code generation
- Library of Microchip-validated code examples to get you started
- Integrated MPLAB XC 16 Compiler
- MPLAB Xpress Community to share code, ideas, and knowledge
- Support for PICkit™ 3
- Supporting all PIC24F and dsPIC33EP devices

MPLAB Code Configurator (MCC)

The MPLAB Code Configurator is a free graphical programming environment that generates seamless, easy-to-understand C code that is inserted into your project. Using an intuitive interface it enables and configures a rich set of peripherals and functions. It is integrated into MPLAB X IDE to provide a powerful and easy-to-use development platform. MCC supports 8-, 16- and 32-bit PIC MCUs, including PIC24 and dsPIC33 families. New products are supported in every release. MCC offers a simple graphical representation of the selected microcontroller allowing designers to quickly configure the peripherals and pins. MCC generates function and peripheral drivers in seamless easy-to-understand C code for flexibility and portability.



MCC supports independent library, device and module development. Devices, off-chip peripherals and libraries can now be independently developed and added to MCC at any point of time during product design cycle based on the need and facilitates easy upgradability. For more information, please visit www.microchip.com/mcc.

MPLAB XC16 Compiler for PIC24 MCUs and dsPIC DSCs

The MPLAB XC16 Compiler includes a complete ANSI C standard library, including string manipulation, dynamic memory allocation, data conversion, timekeeping and math libraries. The compiler has a powerful code optimizer. Other 16-bit MCU compilers generate as much as 165% larger code for the same application.

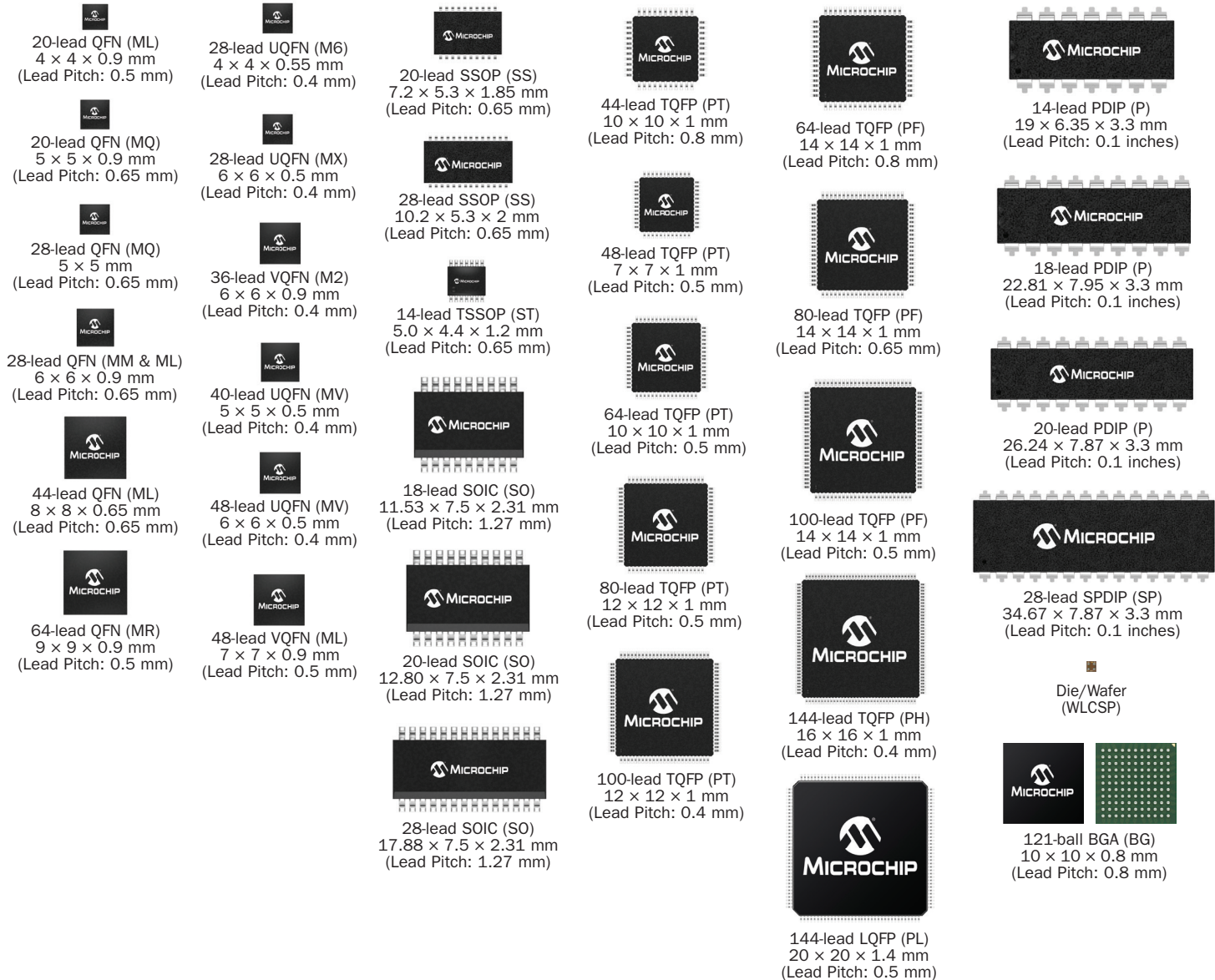
The assembler comes with the MPLAB XC Compiler and may be used with the compiler or as an assembler. It is a full-featured macro assembler. User-defined macros, conditional assembly and a variety of assembler directives make the assembler a powerful code generation tool.



Compare 16-bit Families

Features	PIC24 Families			dsPIC® DSC Families		
	PIC24 “F”	PIC24 “H”	PIC24 “E”	dsPIC33 “F”	dsPIC33 “EP”	dsPIC33 “EV”
Description	Low cost, lowest power, general purpose	High performance, general purpose	High performance, general purpose and motor control	16-bit DSCs: General Purpose	High performance and integrated op amps	5V operation, enhanced noise immunity and robustness in harsh environments
Performance, Pins and Memory						
MIPS	16 MIPS	40 MIPS	70 MIPS	50 MIPS	70 MIPS	70 MIPS
Pins	14–121	18–100	28–144	18–100	28–144	28–64
Flash Memory (KB)	4–1024	12–256	32–512	6–256	16–512	64–256
SRAM (KB)	0.5–96	1–16	4–53	0.25–30	2–53	8–16
DMA	✓	✓	✓	✓	✓	✓
Intelligent Analog						
ADC	10-bit @ 500 ksps 12-bit @ 200 ksps 16-bit Delta-Sigma 12-bit @ 10 Msps	10-bit @ 1100 ksps 12-bit @ 500 ksps	10-bit @ 1100 ksps 12-bit @ 500 ksps	10-bit @ 1100 ksps 12-bit @ 500 ksps 10-bit @ 2 Msps	10-bit @ 1100 ksps 12-bit @ 500 ksps 12-bit @ 3.25 Msps	10-bit @ 1100 ksps 12-bit @ 500 ksps
DAC	✓	✓	✓	✓	✓	✓
Comparators	✓	✓	✓	✓	✓	✓
Op Amps and PGAs	✓	–	✓	–	✓	✓
Communications						
UART with LIN and IrDA®	✓	✓	✓	✓	✓	✓
SPI	✓	✓	✓	✓	✓	✓
I²C	✓	✓	✓	✓	✓	✓
USB - Device, Host, OTG	✓	–	✓	–	✓	–
CAN	–	✓	✓	✓	✓	✓
SENT	–	–	✓	–	–	✓
Parallel Master Port (PMP)	✓	✓	✓	✓	✓	–
Timing and Measurements						
16-bit and 32-bit Timers	✓	✓	✓	✓	✓	✓
RTCC - Clock, Calendar, Alarm	✓	–	✓	✓	–	–
Waveform Control						
Input Capture	✓	✓	✓	✓	✓	✓
Output Compare	✓	✓	✓	✓	✓	✓
16-bit PWM	✓	✓	✓	✓	✓	✓
Multiple-Output Capture Compare PWM (MCCP) and Single-Outputs CCP (SCCP)	✓	–	–	–	–	–
Motor Control						
Motor Control PWM with Flexible Modes	✓	–	✓	✓	✓	✓
ADC Triggered by PWM Modules	✓	–	✓	✓	✓	✓
Quadrature Encoder Interface (QEI)	–	–	✓	✓	✓	–
Digital Power						
ADCs with Multi-Million Samples Per Second	–	–	–	✓	✓	–
Power Conversion PWM with 1 ns Resolution	–	–	–	✓	✓	–
Comparators with 25 ns speed	–	–	–	✓	✓	–
Safety and Monitoring						
BOR, LVD, POR, WDT	✓	✓	✓	✓	✓	✓
Windowed WDT	–	✓	✓	✓	✓	✓
Deadman Timer (DMT)	–	–	–	–	–	✓
CRC - Flash, RAM and SFR	✓	✓	✓	✓	✓	–
Class B Features	✓	✓	✓	✓	✓	✓
User Interface						
Segmented LCD Driver	✓	–	–	–	–	–
Graphical Display Driver	✓	–	–	–	–	–
Charge Time Measurement Unit (CTMU)	✓	–	✓	✓	✓	✓
Secure Data						
Crypto Engine with AES-256	✓	–	–	–	–	–
Random Number Generator (RNG)	✓	–	–	–	–	–
Secure Key Storage	✓	–	–	–	–	–
System Flexibility						
eXtreme Low Power (XLP)	✓	–	–	–	–	–
VBAT	✓	–	–	–	–	–
Configurable Logic Cells (CLC)	✓	–	–	–	–	–
Peripheral Trigger Generator (PTG)	–	–	✓	–	✓	–
Unique Device ID	✓	–	–	–	✓	–
Peripheral Pin Select (PPS)	✓	✓	✓	✓	✓	✓

16-bit Packages



For more information about chipscale packaging options, please visit www.microchip.com/packaging.

Microchip Quick Web Links

16-bit MCUs and DSCs Home Page
www.microchip.com/16bit
16-bit PIC MCU Peripheral Integration
Quick Reference Guide
www.microchip.com/16bitquickreference
Microchip Advanced Parts Selector
www.microchip.com/maps
Application Notes
www.microchip.com/applicationnotes
Class B Safety Software
www.microchip.com/classb

Connectivity
www.microchip.com/connectivity
Datasheet Finder Tool
www.microchip.com/datasheets
Digital Power
www.microchip.com/power
eXtreme Low Power
www.microchip.com/xlp
Graphics
www.microchip.com/graphics
Hardware Crypto Engine
www.microchip.com/lowpowercrypto

High Temperature
www.microchip.com/hightemp
Motor Control
www.microchip.com/motor
MPLAB Code Configurator
www.microchip.com/mcc
Segmented Displays
www.microchip.com/LCD
Software Libraries
www.microchip.com/libraries

Support

Microchip is committed to supporting its customers in developing products faster and more efficiently. We maintain a worldwide network of field applications engineers and technical support ready to provide product and system assistance. In addition, the following service areas are available at www.microchip.com:

- **Support** link provides a way to get questions answered fast: <http://support.microchip.com>
- **Sample** link offers evaluation samples of any Microchip device: <http://sample.microchip.com>
- **Forum** link provides access to knowledge base and peer help: <http://forum.microchip.com>
- **Buy** link provides locations of Microchip Sales Channel Partners: www.microchip.com/sales

Sales Office Listing

AMERICAS

Atlanta
Tel: 678-957-9614

Austin
Tel: 512-257-3370

Boston
Tel: 774-760-0087

Chandler
Tel: 480-792-7200

Chicago
Tel: 630-285-0071

Cleveland
Tel: 216-447-0464

Dallas
Tel: 972-818-7423

Detroit
Tel: 248-848-4000

Houston
Tel: 281-894-5983

Indianapolis
Tel: 317-773-8323

Los Angeles
Tel: 949-462-9523

New York
Tel: 631-435-6000

San Jose
Tel: 408-735-9110

Toronto
Tel: 905-695-1980

EUROPE

Austria - Wels
Tel: 43-7242-2244-39

Denmark - Copenhagen
Tel: 45-4450-2828

France - Paris
Tel: 33-1-69-53-63-20

Germany - Dusseldorf
Tel: 49-2129-3766400

Germany - Karlsruhe
Tel: 49-721-625370

Germany - Munich
Tel: 49-89-627-144-0

Italy - Milan
Tel: 39-0331-742611

Italy - Venice
Tel: 39-049-7625286

Netherlands - Drunen
Tel: 31-416-690399

Poland - Warsaw
Tel: 48-22-3325737

Spain - Madrid
Tel: 34-91-708-08-90

Sweden - Stockholm
Tel: 46-8-5090-4654

UK - Wokingham
Tel: 44-118-921-5800

Training

If additional training interests you, then Microchip can help. We continue to expand our technical training options, offering a growing list of courses and in-depth curriculum locally, as well as significant online resources – whenever you want to use them.

- Technical Training Centers and Other Resources: www.microchip.com/training
- MASTERS Conferences: www.microchip.com/masters
- Worldwide Seminars: www.microchip.com/seminars
- eLearning: www.microchip.com/webseminars

ASIA/PACIFIC

Australia - Sydney
Tel: 61-2-9868-6733

China - Beijing
Tel: 86-10-8569-7000

China - Chengdu
Tel: 86-28-8665-5511

China - Chongqing
Tel: 86-23-8980-9588

China - Dongguan
Tel: 86-769-8702-9880

China - Guangzhou
Tel: 86-20-8755-8029

China - Hangzhou
Tel: 86-571-8792-8115

China - Hong Kong SAR
Tel: 852-2943-5100

China - Nanjing
Tel: 86-25-8473-2460

China - Qingdao
Tel: 86-532-8502-7355

China - Shanghai
Tel: 86-21-5407-5533

China - Shenyang
Tel: 86-24-2334-2829

China - Shenzhen
Tel: 86-755-8864-2200

China - Wuhan
Tel: 86-27-5980-5300

China - Xiamen
Tel: 86-592-2388138

China - Xian
Tel: 86-29-8833-7252

ASIA/PACIFIC

China - Zhuhai
Tel: 86-756-321-0040

India - Bangalore
Tel: 91-80-3090-4444

India - New Delhi
Tel: 91-11-4160-8631

India - Pune
Tel: 91-20-3019-1500

Japan - Osaka
Tel: 81-6-6152-7160

Japan - Tokyo
Tel: 81-3-6880-3770

Korea - Daegu
Tel: 82-53-744-4301

Korea - Seoul
Tel: 82-2-554-7200

Malaysia - Kuala Lumpur
Tel: 60-3-6201-9857

Malaysia - Penang
Tel: 60-4-227-8870

Philippines - Manila
Tel: 63-2-634-9065

Singapore
Tel: 65-6334-8870

Taiwan - Hsin Chu
Tel: 886-3-577-8366

Taiwan - Kaohsiung
Tel: 886-7-213-7830

Taiwan - Taipei
Tel: 886-2-2508-8600

Thailand - Bangkok
Tel: 66-2-694-1351

6/23/16

Microcontrollers • Digital Signal Controllers • Analog • Memory • Wireless

Information subject to change. The Microchip name and logo, the Microchip logo, dsPIC, IrDA, MPLAB and PIC are registered trademarks and dsPICDEM, MiWi, PICtail, REAL ICE and ZENA are trademarks of Microchip Technology Incorporated in the U.S.A. and other countries. mTouch is a registered trademark of Microchip Technology Incorporated in the U.S.A. The LoRa name and associated logo are trademarks of Semtech Corporation or its subsidiaries. All other trademarks mentioned herein are property of their respective companies. © 2016, Microchip Technology Incorporated. All Rights Reserved. Printed in the U.S.A. 8/16 DS00001032P



Microchip Technology Inc.
2355 W. Chandler Blvd.
Chandler, AZ 85224-6199