



Welcome to [E-XFL.COM](#)

### What is "[Embedded - Microcontrollers](#)"?

"[Embedded - Microcontrollers](#)" refer to small, integrated circuits designed to perform specific tasks within larger systems. These microcontrollers are essentially compact computers on a single chip, containing a processor core, memory, and programmable input/output peripherals. They are called "embedded" because they are embedded within electronic devices to control various functions, rather than serving as standalone computers. Microcontrollers are crucial in modern electronics, providing the intelligence and control needed for a wide range of applications.

### Applications of "[Embedded - Microcontrollers](#)"

#### Details

Product Status	Active
Core Processor	HCS12
Core Size	16-Bit
Speed	25MHz
Connectivity	CANbus, I <sup>2</sup> C, SCI, SPI
Peripherals	PWM, WDT
Number of I/O	59
Program Memory Size	256KB (256K x 8)
Program Memory Type	FLASH
EEPROM Size	4K x 8
RAM Size	12K x 8
Voltage - Supply (Vcc/Vdd)	2.35V ~ 5.25V
Data Converters	A/D 16x10b
Oscillator Type	Internal
Operating Temperature	-40°C ~ 85°C (TA)
Mounting Type	Surface Mount
Package / Case	80-QFP
Supplier Device Package	80-QFP (14x14)
Purchase URL	<a href="https://www.e-xfl.com/product-detail/nxp-semiconductors/mc9s12dg256cfuer">https://www.e-xfl.com/product-detail/nxp-semiconductors/mc9s12dg256cfuer</a>

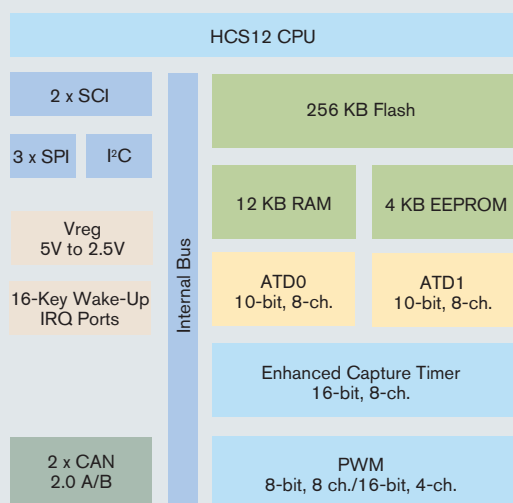
# MC9S12DG256

## Target Applications

- > Automotive applications
- > Industrial control

## Overview

Freescale Semiconductor's HCS12 Family of microcontrollers (MCUs) is the next generation of the highly successful 68HC12 architecture. Using Freescale's industry-leading 0.25  $\mu$ s Flash, the MC9S12DG256 is part of a pin-compatible family that scales from 32 KB to 512 KB of Flash memory. The MC9S12DG256 provides an upward migration path from Freescale's 68HC08, 68HC11 and 68HC12 architectures for applications that need larger memory, more peripherals and higher performance. Also, with the increasing number of CAN-based electronic control units (ECUs), its multiple network modules support this environment by enabling highly efficient communications between different network buses.



## Features

### High-Performance 16-bit HCS12 CPU Core

- > 25 MHz bus operation at 5V for 40 ns minimum instruction cycle time

## Benefits

- > Opcode compatible with the 68HC11 and 68HC12
- > C-optimized architecture produces extremely compact code

### On-Chip Debug Interface

- > Dedicated serial debug interface
- > On-chip breakpoints
- > Real-time in-circuit emulation and debug without expensive and cumbersome box emulators
- > Read/write memory and registers while running at full speed

### Network Modules

- > Two msCAN modules implementing the CAN 2.0 A/B protocol
  - Five receive buffers per module with FIFO storage scheme
  - Three transmit buffers per module with internal prioritization
- > Ability to link modules for higher buffer count
- > Programmable bit rate up to 1 Mbps
- > FIFO receive approach superior for event-driven networks

### Integrated Third-Generation Flash Memory

- > In-application reprogrammable
- > Self-timed, fast programming
  - Fast Flash page erase—20 ms (512 bytes)
  - Can program 16 bits in 20  $\mu$ s while in burst mode
- > 5V Flash program/erase/read
- > Flash granularity—512 byte Flash erase/2 byte Flash program
- > Four independently programmable Flash arrays
- > Flexible block protection and security
- > Flexibility to change code in the field
- > Efficient end-of-line programming
- > Total program time for 256 KB code is less than 10 seconds
- > Reduces production programming cost through ultra-fast programming
- > No external high voltage or charge pump required
- > Virtual EEPROM implementation, Flash array usable for EE extension
- > Can erase one array while executing code from another

### 4 KB Integrated EEPROM

- > Flexible protection scheme for protection against accidental program or erase
- > EEPROM can be programmed in 46  $\mu$ s
- > Can erase 4 bytes at a time and program 2 bytes at a time for calibration, security, personality and diagnostic information

## Features

## Benefits

### 10-bit Analog-to-Digital Converter (ADC)

- > Two 8-channel ADC
- > 7  $\mu$ s, 10-bit single conversion time, scan mode available
- > Fast, easy conversion from analog inputs like position sensors, analog meters and photovoltaic cells to digital values for CPU processing
- > Can effectively have 3.5  $\mu$ s conversion time by sampling same signal with both ADCs

### Clock Generation Module with Phase-Lock Loop (PLL)

- > Clock monitor with self clock mode in case of no external clock
- > Programmable clock frequency with 1024 options ranging from divide by 16 to multiply by 64 from base oscillator
- > Real-time interrupt
- > Watchdog
- > Reliable, robust operation
- > Provides high performance using low-cost reference crystals
- > Reduces generated noise
- > Reduces power consumption
- > Easily able to implement real-time clock

### Enhanced Capture Timer

- > 8-channel, 16-bit with input capture, output compare and pulse accumulator
- > 16-bit modulus down counter
- > Flexible, programmable timer system

### 8-bit or 16-bit Pulse-Wide Modulation (PWM)

- > 8-channel, 8-bit or 4-channel, 16-bit PWM
- > PWM supports center aligned operation
- > Efficiently implement motor control, battery charging or digital-to-analog functions

### Two Serial Communications Interfaces

- > 8192 prescaler option
- > Asynchronous communication between the MCU and a terminal, computer or a network of MCUs
- > Exact baud rate matching

### Three Serial Peripheral Interfaces

- > Up to 6.25 Mbps
- > High-speed synchronous communication between multiple MCUs or between MCU and serial peripherals

### Inter IC (I<sup>2</sup>C) Bus

- > 256 clock rate options
- > Provides a simple, efficient method of data exchange between devices
- > Minimizes the need for large numbers of connections between devices and eliminates the need for an address decoder

### Up to 91 Input/Output (I/O) Lines

- > Programmable pull-ups/pull-downs
- > Dual drive capability
- > Reduce system cost
- > Able to tailor application for minimum EMC or high current loads

## Data Sheets

9S12DP256BDGV1	MC9S12DP256 Device Guide
S12DP256PIMV2	MC9S12DP256 Port Integration Module Block Guide
S12BDMV4	HCS12 Background Debug (BDM) Block Guide
S12BKVD1	HCS12 Breakpoint (BKP) Block Guide
S12CPUV2	HCS12 CPU Reference Manual
S12MSCANV2	HCS12 Motorola Scalable Controller Area Network Block Guide
S12ATD10B8CV2	HCS12 10-bit 8-channel Analog to Digital Block Guide
S12CRGV3	HCS12 Clock Reset Generator Block Guide
S12ECT16B8CV1	HCS12 16-bit 8-channel Enhanced Capture Timer Block Guide
S12EETS4KV2	HCS12 4K EEPROM Block Guide
S12FTS256KV2	HCS12 256K Flash Block Guide
S12IICV2	HCS12 I <sup>2</sup> C Block Guide
S12INTV1	HCS12 Interrupt (INT) Block Guide
S12MEBIV3	HCS12 Multiplexed External Bus Interface (MEBI) Block Guide
S12MMCV4	HCS12 Module Mapping Control (MMC) Block Guide
S12PWM8B8CV1	HCS12 8-bit 8-channel Pulse-Width Modulator Block Guide
S12SCIV2	HCS12 Serial Communications Interface Block Guide
S12SPIV2	HCS12 Serial Peripheral Interface Block Guide
S12VREGV1	HCS12 Voltage Regulator Block Guide

## Cost-Effective Development Tools

For more information on development tools, please refer to the Freescale Development Tool Selector Guide (SG1011).

<b>M68KIT912DP256</b> <b>\$495*</b>	Evaluation kit for development and evaluation of HCS12 application code that includes the M68EVB912DP256 and USBMULTILINKBDM
<b>M68CYCLONEPRO</b> <b>\$499*</b>	HC08/HCS08/HC12/HCS12 stand-alone Flash programmer or in-circuit emulator, debugger, Flash programmer; USB, serial or Ethernet interface options
<b>USBMULTILINKBDM</b> <b>\$99*</b>	Universal HCS08/HCS12 in-circuit emulator, debugger, and Flash programmer; USB PC interface
<b>CWX-H12-SE</b> <b>Free*</b>	CodeWarrior™ Special Edition for HCS12 MCUs; includes integrated development environment (IDE), linker, debugger, unlimited assembler, Processor Expert™ auto-code generator, full-chip simulation and limited C compiler

## Application Notes and Engineering Bulletins



AN2206	Security and Protection on the HCS12 Family
AN2213	Using Cosmic Software's M68HC12 Compiler for MC9S12DP256
AN2216	MC9S12DP256 Software Development Using Metrowerks CodeWarrior™
AN2250	Audio Reproduction on HCS12 Microcontrollers
EB386	HCS12 D-Family Compatibility

## Package Options

Part Number	Package	Temp. Range
MC9S12DG256BCFU	80 QFP	-40°C to +85°C
MC9S12DG256BVFU	80 QFP	-40°C to +105°C
MC9S12DG256BMFU	80 QFP	-40°C to +125°C
MC9S12DG256BCPV	112 LQFP	-40°C to +85°C
MC9S12DG256BVPV	112 LQFP	-40°C to +105°C
MC9S12DG256BMPV	112 LQFP	-40°C to +125°C

80-Lead QFP

112-Lead LQFP



**Learn More:** For more information about Freescale products, please visit [www.freescale.com](http://www.freescale.com).

\*Price indicated is MSRP.

Freescale™ and the Freescale logo are trademarks of Freescale Semiconductor, Inc. All other product or service names are the property of their respective owners. This product incorporates SuperFlash® technology licensed from SST.

© Freescale Semiconductor, Inc. 2005

Document Number: MC9S12DG256FS

REV 2