



Welcome to E-XFL.COM

Understanding [Embedded - Microcontroller, Microprocessor, FPGA Modules](#)

Embedded - Microcontroller, Microprocessor, and FPGA Modules are fundamental components in modern electronic systems, offering a wide range of functionalities and capabilities. Microcontrollers are compact integrated circuits designed to execute specific control tasks within an embedded system. They typically include a processor, memory, and input/output peripherals on a single chip. Microprocessors, on the other hand, are more powerful processing units used in complex computing tasks, often requiring external memory and peripherals. FPGAs (Field Programmable Gate Arrays) are highly flexible devices that can be configured by the user to perform specific logic functions, making them invaluable in applications requiring customization and adaptability.

Applications of [Embedded - Microcontroller,](#)

Details

Product Status	Discontinued at Digi-Key
Module/Board Type	FPGA Core
Core Processor	Artix-7 A200T
Co-Processor	-
Speed	-
Flash Size	32MB
RAM Size	256KB
Connector Type	SO-DIMM-204
Size / Dimension	2.7" x 2.0" (68mm x 51mm)
Operating Temperature	0°C ~ 85°C
Purchase URL	https://www.e-xfl.com/product-detail/soc-technologies/ec-va-h264-8b-60-1080-mxc-zl

9. The H.265 HD Decoder Modules

- 9.1 Pin Assignments and Pin Voltages**
- 9.2 Signal Formats**
 - 9.2.1 Clock Signal (Input)**
 - 9.2.2 Video Data Signals (Output)**
 - 9.2.3 Audio Data Signals (Output)**
 - 9.2.4 TS Signals (Input)**
 - 9.2.5 Encoder Control Signals (Input and Output)**
- 9.3 Power Rails of MCM-1000SX**
- 9.4 Power Requirement and Supply Amperage**

10. The H.265 4K Encoder Modules

- 10.1 Pin Assignments and Pin Voltages**
- 10.2 Signal Formats**
 - 10.2.1 Clock Signals (Input, Output)**
 - 10.2.2 Video Data Signals (Input)**
 - 10.2.3 Audio Data Signals (Input)**
 - 10.2.4 TS Signals (Output)**
 - 10.2.5 Decoder Control Signals (Input and Output)**
- 10.3 Power Rails of MCM-1000SX**
- 10.4 Power Requirement and Supply Amperage**

11. The H.265 4K Decoder Modules

- 11.1 Pin Assignments and Pin Voltages**
- 11.2 Signal Formats**
 - 11.2.1 Clock Signals (Input, Output)**
 - 11.2.2 Video Data Signals (Output)**
 - 11.2.3 Audio Data Signals (Output)**
 - 11.2.4 TS Signals (Input)**
 - 11.2.5 Decoder Control Signals (Input and Output)**
- 11.3 Power Rails of MCM-1000SX**
- 11.4 Power Requirement and Supply Amperage**




Fig. 5. Dimension of MCM-1000SX

2. Connecting the Module to a User PCB

The MCM-1000S/A/Z/SX modules have identical edge pins that are compatible with standard DDR3 SODIMM connectors. The following off-the-shelf DDR3 SODIMM connectors can be used to connect the SOC codec modules onto a user PCB:

1. MM80-204B1-1
2. MM80-204B1-1E
3. AS0A621-U2SN-7F
4. AS0A621-H2S6-7H

Fig. 6 shows a photo of a standard 204 pin DDR3 SODIMM PCB connector. Refer to the datasheet of the connector used for the physical dimension and PCB design requirements.



Fig. 6 A photo of the standard 204 pin DDR3 SODIMM connector

3. Overview SOC Standard Codec Modules

Each of the above described SOMs: the **MCM-1000S** (based on Spartan-6 FPGA), **MCM-1000A** (based on Artix-7 FPGA), **MCM-1000Z** (based on Zynq-7 FPGAs), and **MCM-1000SX** (based on Altera Arria-10 FPGAs); can be configured into different products by down-loading the desired firmware. At SOC, we produce encoder, decoder, transcoder, and multi-channel encoder or decoder SOMs for video compressions, by down-loading **SOC MPEG Codec IP** cores onto the modules.

The standard encoder modules: H.265, H.264, and MPEG-2, take raw video and audio as input and output TS streams, via the edge pins of the modules, as shown in Fig. 7. The standard decoder modules: H.265, H.264, and MPEG-2, take TS stream as inputs and output decoded video and audio, via the edge pins of the modules, as shown in Fig. 8. There are also control signal pins, to allow the user control of the encoder or decoder.

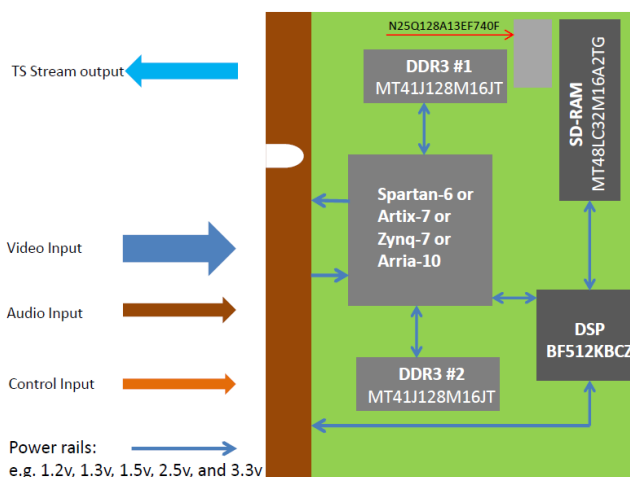


Fig. 7 SOC Standard encoder modules (H.265, H.264, or MPEG-2)

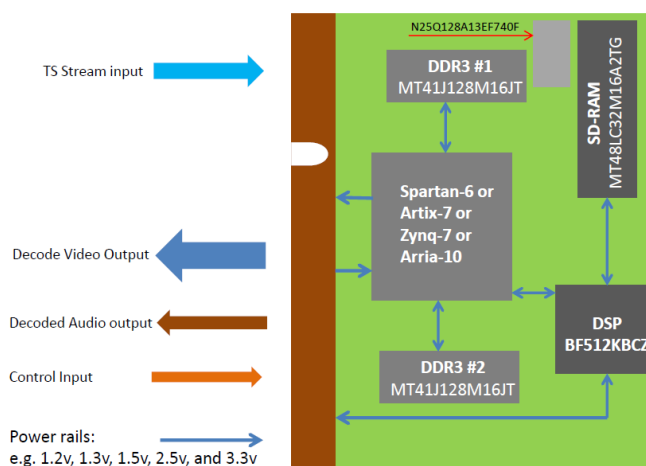


Fig. 8 SOC Standard decoder modules (H.265, H.264, or MPEG-2)

Appendix-A provides the details of the Standard Codec Modules, including the product tables which list the product codes along with the specifications. Customers can order the modules according the specifications required by using the corresponding product code.

The pin assignments, pin voltages, and signal formats for standard encoder and decoder modules are detailed respectively in this Datasheet in the following sections:

- Section 4: The H.264 (and MPEG-2) HD Encoder Modules
- Section 5: The H.264 (and MPEG-2) HD Decoder Modules
- Section 6: The H.264 4k Encoder Modules
- Section 7: The H.264 4k Decoder Modules
- Section 8: The H.265 HD Encoder Modules
- Section 9: The H.265 HD Decoder Modules (will be available soon)
- Section 10: The H.265 4k Encoder Modules
- Section 11: The H.265 4k Encoder Modules (will be available soon)

It should be noted that not all of the modules listed in Appendix-A are discussed in this Datasheet. Pin assignments and electrical properties for the modules that are not provided in the document, will be provided on demand basis.

SOC also offers customized modules according to customer requirements, such as Transcoder modules, Multi-channel encoder or decoder modules, and modules with non-standard I/Os. For details, contact SOC sales at: sales@soctechnologies.com

One of the popular extended versions of the standard codec modules is the –NET version which integrates the SOC low latency network stack (UDP/IP over Ethernet) into the encoder or decoder module. The pin assignments, pin voltages, and signal formats for the –NET version encoder and decoder modules are detailed in the document:

[Datasheet – Encoder and Decoder Modules – NET Version](#)

4.2.3 Audio Data Signals (Input)

Input line **SPDIF Audio** (pin # 69) is for PCM audio input, in **SPDIF** frames. An **SPDIF** transmitter is required to send the PCM data to the encoder module. Refer to the **SPDIF** protocol documents for details.

4.2.4 TS stream Signals (Output)

The output of the encoder module is MPEG Transport Stream (TS), which is sent out from the module by 8 parallel lines: **Transport Stream Data[0]** to **Transport Stream Data[7]**; along with the Transport Stream output data clock **Transport Stream Clock** (pin # 113). The frequency of the Transport Stream Data clock is 27MHz.

Transport Stream Buffer Ready (pin # 118) and **Transport Stream Data Valid** (pin # 135) are the signals to inform the user side to take over the signals.

4.2.5 Encoder Control Signals (Input and Output)

Uart_rx and **Uart_tx** are the API pins for controlling the operations of the encoder. **Uart_rx** receives the command from external control device. **Uart_tx** sends the encoder information to the control device. Refer to the **Uart** standard for details of **Uart** operations. The SOC API User Manual provides the register map for the API control. Refer to the [Encoder API User Manual](#) for more details.

An external reset pin (pin # 121) is available. This pin allows the user to reset the encoder when necessary. A high signal will trigger a reset. The reset signal should be maintained at low when in normal operation mode.

4.3 Power Rails of MCM-1000A

Table-2 lists the power and ground pins. Refer to Appendix-A for the pins of power and ground on the edge connector of the MCM-1000A module.

Table-2: MCM-1000A Power and Ground Pins

MCM-1000S Connector Pin	Voltage
1,3,5,7,9,11,13,15	3.3V
10,12,14,16	1.2V
22,24,26,28,30,32	1.5V
189,191,193,195,197,199	2.5V
188,190,192,194	1.3V
43,45,47,49,51,53,55,57	1.0V
2,4,6,8,18,20,34,36,42,44,62,72	Ground
17,35,37,39,41,71	Ground
73,75,129	Ground
74	Ground
163,165,167,169,175,177,185,187,203	Ground
168,170,172,174,176,184,186,200,202,204	Ground

to **Video Data Chroma[9]**, for the Chroma. The precision can be either 8-bit or 10-bit. When 8-bit precision is used, **Video Data Luma[0]**, **Video Data Luma[1]**, **Video Data Chroma[0]**, and **Video Data Chroma[1]** are zeros.

In addition to the video Luma and Chroma data signals, the **Video Horizontal Sync** and **Video Vertical Sync** signals are provided for frame synchronization. A **Video Clock** (refer to Section 5.2.1 for the clock frequencies) is sent out, which provides the timing for the parallel inputs of luma, chroma, as well as the **Video Horizontal Sync** and **Video Vertical Sync** signals. The **Video Display Enable** signal (pin #150) is a part of the **Video Horizontal Sync** and **Video Vertical Sync** system, where high signal indicates active video pixels.

Output data are sampled at the rising edge of the clock. (The clock rates will correspond to the resolution and frame rate, as discussed in Section 5.2.1.)

5.2.3 Audio Data Signals (Output)

Line **SPDIF Audio** is for PCM audio output, in **SPDIF** frames. An **SPDIF** transmitter is included in the module to send the PCM data out via the decoder edge pins. Refer to the **SPDIF** protocol documents for details.

5.2.4 TS Stream Signals (Input)

The input of the decoder module is an MPEG transport stream, which is sent into the module by 8 parallel lines: **Transport Stream Data[0]** to **Transport Stream Data[7]**. **Transport Stream Clock** (27MHz) is the clock for the **Transport Stream Data** lines. The **Transport Stream Data Valid** signal informs the decoder that the input is valid.

5.2.5 Decoder Control Signals (Input and Output)

Uart_rx and **Uart_tx** are the API pins for controlling the operations of the decoder. **Uart_rx** receives the command from external control device. **Uart_tx** send the decoder information to the control device. Refer to the **Uart** standard for details of **Uart** operations. The SOC API User Manual provides the register map for the API control. Refer to the [Decoder API User Manual](#) for details.

5.3 Power Rails of MCM-1000A

The power rails for the HD (H.264 or MPEG-2) decoder module is the same as the ones for the HD encoder module. Refer to Table-2 for the power and ground pins. Also, refer to Appendix-A for the power and ground pins on the edge connector of the MCM-1000A module.

5.4 Power Requirement and Supply Amperage

The total power at operation required by a given decoder ranges from 2 to 4 Watts, depending on the resolution and frame rate. Since the total power is delivered over 6 power rails, each individual power rail delivers only a portion of the total power. However, the power is not evenly distributed among the rails. Table-5 lists the power

6. The H.264 4k Encoder Modules

6.1 Pin Assignments and Pin Voltages

The modules for 4K resolution uses the MCM-1000Z hardware, with the MCM-1000Z35 (Zynq-7035 FPGA) for 4k@30 and MCM-1000Z45 (Zynq-7045 FPGA) for 4k@60. The pin assignment and electrical properties are the same for MCM-1000Z35 and MCM-1000Z45.

Table-6 lists the pin assignments and the pin voltages for the 4K encoder modules based on the MCM-1000Z (MCM-1000Z35 and MCM-1000Z45 are the same).

The schematics of MCM-1000Z edge connector are attached in Appendix-C of this document, which shows the pin numbers for data, clock, control, and power.

Table-6 also lists the FPGA pin numbers that are connected to the edge pins assigned to the encoder. The Zynq-7000 datasheet provides further information regarding the properties of these pins, and can be used as a reference.

Table-6: 4K Encoder Module (based on MCM-1000Z) Pin Assignment and Pin Voltages

Description	MCM-1000Z Edge Connector Pin #	Direction	FPGA Pin #	Voltage	IO Standard
PS Soft Reset B	156	Input	B19	3.3V	LVC MOS33
Video Clock 0	63	Input	AC18	1.5v	LVC MOS15
Video Clock 1	80	Input	AF15	3.3v	LVC MOS33
Video Clock 2	144	Input	AE28	3.3v	LVC MOS33
Video Clock 3	105	Input	AG21	3.3v	LVC MOS33
Video Horizontal Sync	133	Input	W24	1.5v	LVC MOS15
Video Vertical Sync	113	Input	AF22	3.3v	LVC MOS33
Video Display Enable	67	Input	AD18	1.5v	LVC MOS15
Video Data 0 Luma[0]	135	Input	W25	1.5v	LVC MOS15
Video Data 0 Luma[1]	137	Input	W26	1.5v	LVC MOS15
Video Data 0 Luma[2]	116	Input	V27	1.5v	LVC MOS15
Video Data 0 Luma[3]	118	Input	W28	1.5v	LVC MOS15
Video Data 0 Luma[4]	124	Input	W29	1.5v	LVC MOS15
Video Data 0 Luma[5]	126	Input	W30	1.5v	LVC MOS15
Video Data 0 Luma[6]	128	Input	V28	1.5v	LVC MOS15
Video Data 0 Luma[7]	130	Input	V29	1.5v	LVC MOS15
Video Data 0 Luma[8]	132	Input	T30	1.5v	LVC MOS15
Video Data 0 Luma[9]	134	Input	U30	1.5v	LVC MOS15
Video Data 1 Luma[0]	117	Input	AG22	3.3v	LVC MOS33
Video Data 1 Luma[1]	119	Input	AH22	3.3v	LVC MOS33
Video Data 1 Luma[2]	121	Input	AJ21	3.3v	LVC MOS33
Video Data 1 Luma[3]	123	Input	AK21	3.3v	LVC MOS33

Video Data 1 Luma[4]	125	Input	AF23	3.3v	LVC MOS33
Video Data 1 Luma[5]	127	Input	AF24	3.3v	LVC MOS33
Video Data 1 Luma[6]	92	Input	AJ23	3.3v	LVC MOS33
Video Data 1 Luma[7]	94	Input	AJ24	3.3v	LVC MOS33
Video Data 1 Luma[8]	96	Input	AG24	3.3v	LVC MOS33
Video Data 1 Luma[9]	98	Input	AG25	3.3v	LVC MOS33
Video Data 2 Luma[0]	77	Input	AJ16	3.3v	LVC MOS33
Video Data 2 Luma[1]	79	Input	AK16	3.3v	LVC MOS33
Video Data 2 Luma[2]	81	Input	AH17	3.3v	LVC MOS33
Video Data 2 Luma[3]	83	Input	AH16	3.3v	LVC MOS33
Video Data 2 Luma[4]	85	Input	AH18	3.3v	LVC MOS33
Video Data 2 Luma[5]	87	Input	AJ18	3.3v	LVC MOS33
Video Data 2 Luma[6]	78	Input	AF13	3.3v	LVC MOS33
Video Data 2 Luma[7]	82	Input	AG15	3.3v	LVC MOS33
Video Data 2 Luma[8]	84	Input	AG17	3.3v	LVC MOS33
Video Data 2 Luma[9]	86	Input	AG16	3.3v	LVC MOS33
Video Data 3 Luma[0]	107	Input	AH21	3.3v	LVC MOS33
Video Data 3 Luma[1]	122	Input	AH29	3.3v	LVC MOS33
Video Data 3 Luma[2]	115	Input	AE22	3.3v	LVC MOS33
Video Data 3 Luma[3]	146	Input	AF28	3.3v	LVC MOS33
Video Data 3 Luma[4]	148	Input	AF29	3.3v	LVC MOS33
Video Data 3 Luma[5]	150	Input	AG29	3.3v	LVC MOS33
Video Data 3 Luma[6]	100	Input	AH23	3.3v	LVC MOS33
Video Data 3 Luma[7]	102	Input	AH24	3.3v	LVC MOS33
Video Data 3 Luma[8]	104	Input	AJ25	3.3v	LVC MOS33
Video Data 3 Luma[9]	106	Input	AK25	3.3v	LVC MOS33
Video Data 0 Chroma[0]	143	Input	T29	1.5v	LVC MOS15
Video Data 0 Chroma[1]	145	Input	U29	1.5v	LVC MOS15
Video Data 0 Chroma[2]	147	Input	R28	1.5v	LVC MOS15
Video Data 0 Chroma[3]	149	Input	T28	1.5v	LVC MOS15
Video Data 0 Chroma[4]	151	Input	P30	1.5v	LVC MOS15
Video Data 0 Chroma[5]	153	Input	R30	1.5v	LVC MOS15
Video Data 0 Chroma[6]	155	Input	N29	1.5v	LVC MOS15
Video Data 0 Chroma[7]	157	Input	P29	1.5v	LVC MOS15
Video Data 0 Chroma[8]	159	Input	N28	1.5v	LVC MOS15
Video Data 0 Chroma[9]	161	Input	P28	1.5v	LVC MOS15
Video Data 1 Chroma[0]	89	Input	AK17	3.3v	LVC MOS33
Video Data 1 Chroma[1]	91	Input	AK18	3.3v	LVC MOS33
Video Data 1 Chroma[2]	93	Input	AF19	3.3v	LVC MOS33
Video Data 1 Chroma[3]	95	Input	AG19	3.3v	LVC MOS33
Video Data 1 Chroma[4]	97	Input	AH19	3.3v	LVC MOS33
Video Data 1 Chroma[5]	99	Input	AJ19	3.3v	LVC MOS33
Video Data 1 Chroma[6]	101	Input	AF20	3.3v	LVC MOS33
Video Data 1 Chroma[7]	103	Input	AG20	3.3v	LVC MOS33
Video Data 1 Chroma[8]	109	Input	AJ20	3.3v	LVC MOS33
Video Data 1 Chroma[9]	111	Input	AK20	3.3v	LVC MOS33
Video Data 2 Chroma[0]	38	Input	AE12	3.3v	LVC MOS33
Video Data 2 Chroma[1]	40	Input	AF12	3.3v	LVC MOS33

12.2 VTR-4000C Evaluation Board

Fig. 12 shows the top view of the VTR-4000C board. Major components and I/O ports are marked in the figure. Refer to the [User Guide of VTR-4000C](#) for further details.

SOC licenses the Schematics of VTR-4000C to the customers that have purchased encoder (or decoder) Modules. Firmware of the VTR-4000C, including I/O drivers and network IP core, is also available for licensing. Please contact SOC sales, sales@soctechnologies.com, for details.




Fig. 12. VTR-4000C evaluation board top view

13. Ordering Information

Fig. 13 shows the product code naming convention for the SOC MPEG codec modules and IP cores. Non-standard codec modules can be ordered following the same naming format (minimum order quantity is required for non-standard modules).

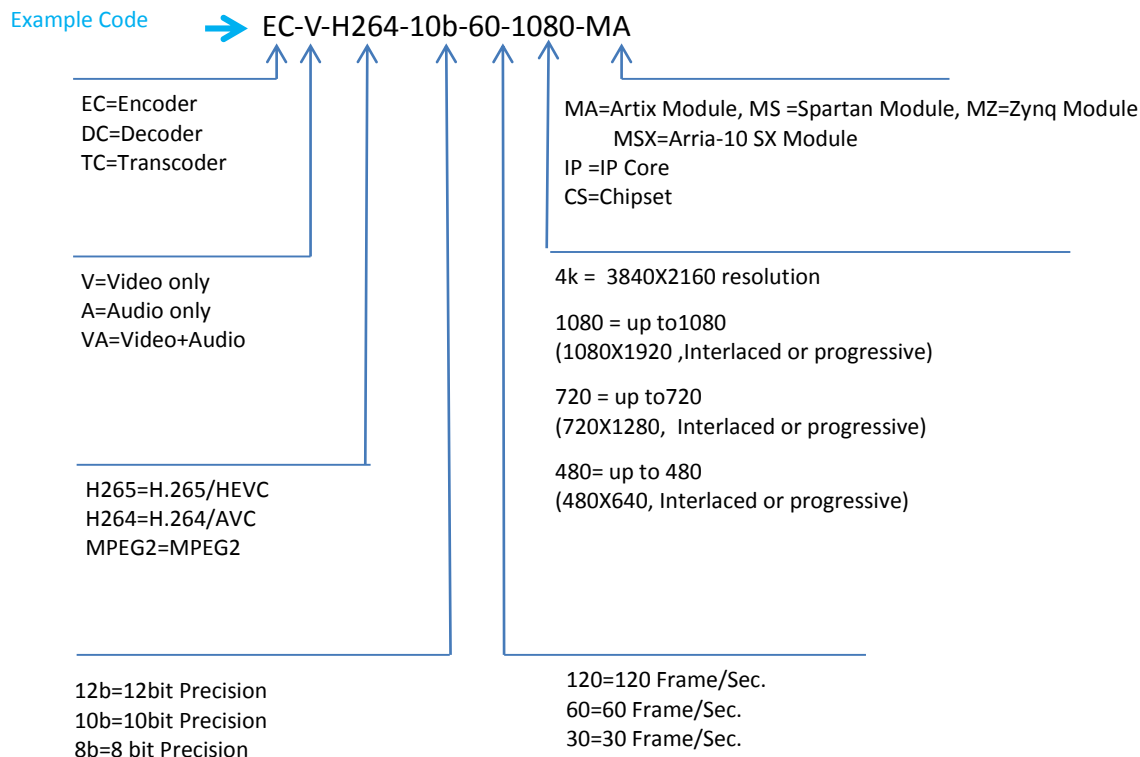


Fig. 13 SOC MPEG codec (IP cores and modules) product code naming convention

14. Contact Information

Please contact SOC head office or distributor for product details and to place an order.

Head Office

System-On-Chip (SOC) Technologies Inc.

60 Baffin Place

Waterloo, ON, Canada N2V 1Z7

Telephone: 1-519-880-8609

E-mail: sales@soctechnologies.com

15. Document Revisions

Version #	Revision Date	Notes
V.1.0	10/05/2017	First release
V.1.1	19/05/2017	Minor revision
V.2.0	20/05/2017	Major revision (adding 4k)
V.2.1	05/06/2017	Minor revision

Table-A2: H.265 Video&Audio Encoder Modules (both video and audio):

Product #	Specifications						
	Standard	Profile	Resolution	Chroma	Precision	Frame Rate	Audio
EC-VA-H265-8b-30-1080-M	H.265	Main 4:2:2 12	up to 1080i/p	4:2:0/4:2:2	8 bits	up to 30fps	AAC or MPEG2 Layer-2
EC-VA-H265-10b-30-1080-M	H.265	Main 4:2:2 12	up to 1080i/p	4:2:0/4:2:2	up to 10 bits	up to 30fps	AAC or MPEG2 Layer-2
EC-VA-H265-12b-30-1080-M	H.265	Main 4:2:2 12	up to 1080i/p	4:2:0/4:2:2	up to 12 bits	up to 30fps	AAC or MPEG2 Layer-2
EC-VA-H265-8b-60-1080-M	H.265	Main 4:2:2 12	up to 1080i/p	4:2:0/4:2:2	8 bits	up to 60fps	AAC or MPEG2 Layer-2
EC-VA-H265-10b-60-1080-M	H.265	Main 4:2:2 12	up to 1080i/p	4:2:0/4:2:2	up to 10 bits	up to 60fps	AAC or MPEG2 Layer-2
EC-VA-H265-12b-60-1080-M	H.265	Main 4:2:2 12	up to 1080i/p	4:2:0/4:2:2	up to 12 bits	up to 60fps	AAC or MPEG2 Layer-2
EC-VA-H265-8b-30-4k-M	H.265	Main 4:2:2 12	4k/UHD	4:2:0/4:2:2	8 bits	up to 30fps	AAC or MPEG2 Layer-2
EC-VA-H265-10b-30-4k-M	H.265	Main 4:2:2 12	4k/UHD	4:2:0/4:2:2	up to 10 bits	up to 30fps	AAC or MPEG2 Layer-2
EC-VA-H265-12b-30-4k-M	H.265	Main 4:2:2 12	4k/UHD	4:2:0/4:2:2	up to 12 bits	up to 30fps	AAC or MPEG2 Layer-2
EC-VA-H265-8b-60-4k-M	H.265	Main 4:2:2 12	4k/UHD	4:2:0/4:2:2	8 bits	up to 60fps	AAC or MPEG2 Layer-2
EC-VA-H265-10b-60-4k-M	H.265	Main 4:2:2 12	4k/UHD	4:2:0/4:2:2	up to 10 bits	up to 60fps	AAC or MPEG2 Layer-2
EC-VA-H265-12b-60-4k-M	H.265	Main 4:2:2 12	4k/UHD	4:2:0/4:2:2	up to 12bits	up to 60fps	AAC or MPEG2 Layer-2

A.2 H.264 Encoder Modules

The H.264 encoder modules are based on either the on the MCM-1000A hardware. The SOC H.264 encoder IP cores are used to configure the FPGAs on the hardware modules to produce the codec modules.

Table-A3 lists the product code of the factory standard video encoder modules (video only), along with the specifications for each module. Table-A4 lists the video/audio encoder modules (both video and audio). Customers can order the encoder modules using the product code, according to the specifications required by the application.

Table-A3: H.264 Video Encoder Modules (video only without audio):

Product #	Specifications							Hardware
	Standard	Profile	Resolution	Chroma	Precision	Frame Rate	Audio	
EC-V-H264-8b-30-720-MS	H.264	up to High	up to 720i/p	4:2:0/4:2:2	8 bits	up to 30fps	no	MCM-1000A
EC-V-H264-8b-60-720-MS	H.264	up to High	up to 720i/p	4:2:0/4:2:2	8 bits	up to 60fps	no	MCM-1000A
EC-V-H264-8b-30-1080-MS	H.264	up to High	up to 1080i/p	4:2:0/4:2:2	8 bits	up to 30fps	no	MCM-1000A
EC-V-H264-10b-30-1080-MS	H.264	up to High	up to 1080i/p	4:2:0/4:2:2	up to 10 bits	up to 30fps	no	MCM-1000A
EC-V-H264-8b-60-1080-MA	H.264	up to High	up to 1080i/p	4:2:0/4:2:2	8 bits	up to 60fps	no	MCM-1000A
EC-V-H264-10b-60-1080-MA	H.264	up to High	up to 1080i/p	4:2:0/4:2:2	up to 10 bits	up to 60fps	no	MCM-1000A
EC-V-H264-8b-30-4k-MZ	H.264	High	4kx2k	4:2:0/4:2:2	up to 8 bits	up to 30fps	no	MCM-1000Z
EC-V-H264-10b-30-4k-MZ	H.264	High	4kx2k	4:2:0/4:2:2	up to 10 bits	up to 30fps	no	MCM-1000Z
EC-V-H264-8b-60-4k-MZ	H.264	High	4kx2k	4:2:0/4:2:2	up to 8 bits	up to 60fps	no	MCM-1000Z
EC-V-H264-10b-60-4k-MZ	H.264	High	4kx2k	4:2:0/4:2:2	up to 10 bits	up to 60fps	no	MCM-1000Z

Table-A4: H.264 Video&Audio Encoder Modules (both video and audio):

Product #	Specifications							Hardware
	Standard	Profile	Resolution	Chroma	Precision	Frame Rate	Audio	
EC-VA-H264-8b-30-720-MS	H.264	up to High	up to 720i/p	4:2:0/4:2:2	8 bits	up to 30fps	AAC/MPEG2 L-2	MCM-1000A
EC-VA-H264-8b-60-720-MS	H.264	up to High	up to 720i/p	4:2:0/4:2:2	8 bits	up to 60fps	AAC/MPEG2 L-2	MCM-1000A
EC-VA-H264-8b-30-1080-MS	H.264	up to High	up to 1080i/p	4:2:0/4:2:2	8 bits	up to 30fps	AAC/MPEG2 L-2	MCM-1000A
EC-VA-H264-10b-30-1080-MS	H.264	up to High	up to 1080i/p	4:2:0/4:2:2	up to 10bits	up to 30fps	AAC/MPEG2 L-2	MCM-1000A
EC-VA-H264-8b-60-1080-MA	H.264	up to High	up to 1080i/p	4:2:0/4:2:2	8 bits	up to 60fps	AAC/MPEG2 L-2	MCM-1000A
EC-VA-H264-10b-60-1080-MA	H.264	up to High	up to 1080i/p	4:2:0/4:2:2	up to 10 bits	up to 60fps	AAC/MPEG2 L-2	MCM-1000A
EC-VA-H264-8b-30-4k-MZ	H.264	High	4kx2k	4:2:0/4:2:2	8 bits	up to 30fps	AAC/MPEG2 L-2	MCM-1000Z
EC-VA-H264-10b-30-4k-MZ	H.264	High	4kx2k	4:2:0/4:2:2	10 bits	up to 30fps	AAC/MPEG2 L-2	MCM-1000Z
EC-VA-H264-8b-60-4k-MZ	H.264	High	4kx2k	4:2:0/4:2:2	8 bits	up to 60fps	AAC/MPEG2 L-2	MCM-1000Z
EC-VA-H264-10b-60-4k-MZ	H.264	High	4kx2k	4:2:0/4:2:2	10 bits	up to 60fps	AAC/MPEG2 L-2	MCM-1000Z

A.3 H.264 Decoder Modules

Hardware platform MCM-1000A is used for the H.264 HD decoders. Table-A5 lists the factory standard H.264 video decoder modules (video only), along with the product code and specifications. Table-A6 lists the factory standard H.264 video and audio decoder modules, product code, specifications.

Table-A5: H.264 Video Decoder Modules (video only without audio):

Product #	Specifications							Hardware
	Standard	Profile	Resolution	Chroma	Precision	Frame Rate	Audio	
DC-V-H264-8b-30-720-MA	H.264	up to High	up to 720i/p	4:2:0/4:2:2	8 bits	up to 30fps	no	MCM-1000A
DC-V-H264-8b-60-720-MA	H.264	up to High	up to 720i/p	4:2:0/4:2:2	8 bits	up to 60fps	no	MCM-1000A
DC-V-H264-8b-30-1080-MA	H.264	up to High	up to 1080i/p	4:2:0/4:2:2	8 bits	up to 30fps	no	MCM-1000A
DC-V-H264-10b-30-1080-MA	H.264	up to High	up to 1080i/p	4:2:0/4:2:2	up to 10 bits	up to 30fps	no	MCM-1000A
DC-V-H264-8b-60-1080-MA	H.264	up to High	up to 1080i/p	4:2:0/4:2:2	8 bits	up to 60fps	no	MCM-1000A
DC-V-H264-10b-60-1080-MA	H.264	up to High	up to 1080i/p	4:2:0/4:2:2	up to 10 bits	up to 60fps	no	MCM-1000A
DC-V-H264-8b-30-4k-MZ	H.264	High	4kx2k	4:2:0/4:2:2	8 bits	up to 30fps	no	MCM-1000Z
DC-V-H264-10b-30-4k-MZ	H.264	High	4kx2k	4:2:0/4:2:2	10 bits	up to 30fps	no	MCM-1000Z
DC-V-H264-8b-60-4k-MZ	H.264	High	4kx2k	4:2:0/4:2:2	8 bits	up to 60fps	no	MCM-1000Z
DC-V-H264-10b-60-4k-MZ	H.264	High	4kx2k	4:2:0/4:2:2	10 bits	up to 60fps	no	MCM-1000Z

Table-A6: H.264 Video&Audio Decoder Modules (both video and audio):

Product #	Specifications							Hardware
	Standard	Profile	Resolution	Chroma	Precision	Frame Rate	Audio	
DC-VA-H264-8b-30-720-MA	H.264	up to High	up to 720i/p	4:2:0/4:2:2	8 bits	up to 30fps	AAC/MPEG2 L-2	MCM-1000A
DC-VA-H264-8b-60-720-MA	H.264	up to High	up to 720i/p	4:2:0/4:2:2	8 bits	up to 60fps	AAC/MPEG2 L-2	MCM-1000A
DC-VA-H264-8b-30-1080-MA	H.264	up to High	up to 1080i/p	4:2:0/4:2:2	8 bits	up to 30fps	AAC/MPEG2 L-2	MCM-1000A
DC-VA-H264-10b-30-1080-MA	H.264	up to High	up to 1080i/p	4:2:0/4:2:2	up to 10 bits	up to 30fps	AAC/MPEG2 L-2	MCM-1000A
DC-VA-H264-8b-60-1080-MA	H.264	up to High	up to 1080i/p	4:2:0/4:2:2	8 bits	up to 60fps	AAC/MPEG2 L-2	MCM-1000A
DC-VA-H264-10b-60-1080-MA	H.264	up to High	up to 1080i/p	4:2:0/4:2:2	up to 10 bits	up to 60fps	AAC/MPEG2 L-2	MCM-1000A
DC-VA-H264-8b-30-4k-MZ	H.264	High	4kx2k	4:2:0/4:2:2	8 bits	up to 30fps	AAC/MPEG2 L-2	MCM-1000Z
DC-VA-H264-10b-30-4k-MZ	H.264	High	4kx2k	4:2:0/4:2:2	10 bits	up to 30fps	AAC/MPEG2 L-2	MCM-1000Z
DC-VA-H264-8b-60-4k-MZ	H.264	High	4kx2k	4:2:0/4:2:2	8 bits	up to 60fps	AAC/MPEG2 L-2	MCM-1000Z
DC-VA-H264-10b-60-4k-MZ	H.264	High	4kx2k	4:2:0/4:2:2	10 bits	up to 60fps	AAC/MPEG2 L-2 L	MCM-1000Z

A.4 MPEG-2 Encoder Modules

Table-A7 lists the standard MPEG-2 video encoder modules. Table-A8 lists the MPEG-2 video/audio encoder modules. The 8-bit precision and 60 frames/second modules are offered as extensions of the MPEG-2 standard.

Table-A7: MPEG-2 Video Encoder Module (video only without audio):

Product #	Specifications							Hardware
	Standard	Profile	Resolution	Chroma	Precision	Frame Rate	Audio	
EC-V-MPEG2-8b-30-720-MA	MPEG-2	up to High	up to 720i/p	4:2:0/4:2:2	8 bits	up to 30fps	no	MCM-1000A
EC-V-MPEG2-8b-60-720-MA	MPEG-2	up to High	up to 720i/p	4:2:0/4:2:2	8 bits	up to 60fps	no	MCM-1000A
EC-V-MPEG2-8b-30-1080-MA	MPEG-2	up to High	up to 1080i/p	4:2:0/4:2:2	8 bits	up to 30fps	no	MCM-1000A
EC-V-MPEG2-8b-60-1080-MA	MPEG-2	up to High	up to 1080i/p	4:2:0/4:2:2	8 bits	up to 60fps	no	MCM-1000A

Table-A8: MPEG-2 Video&Audio Encoder Modules (both video and audio):

Product #	Specifications							Hardware
	Standard	Profile	Resolution	Chroma	Precision	Frame Rate	Audio	
EC-VA-MPEG2-8b-30-720-MA	MPEG-2	up to High	up to 720i/p	4:2:0/4:2:2	8 bits	up to 30fps	AAC/MPEG2 L-2	MCM-1000A
EC-VA-MPEG2-8b-60-720-MA	MPEG-2	up to High	up to 720i/p	4:2:0/4:2:2	8 bits	up to 60fps	AAC/MPEG2 L-2	MCM-1000A
EC-VA-MPEG2-8b-30-1080-MA	MPEG-2	up to High	up to 1080i/p	4:2:0/4:2:2	8 bits	up to 30fps	AAC/MPEG2 L-2	MCM-1000A
EC-VA-MPEG2-8b-60-1080-MA	MPEG-2	up to High	up to 1080i/p	4:2:0/4:2:2	8 bits	up to 60fps	AAC/MPEG2 L-2	MCM-1000A

A.5 MPEG-2 Decoder Modules

Table-A9 lists the standard MPEG-2 video decoder modules. Table-A10 lists the MPEG-2 video/audio decoder modules. The 10-bit precision and 60 frames/second modules are offered as extensions of the MPEG-2 standard.

Table-A9: MPEG-2 Video Decoder Modules (video only without audio):

Product #	Specifications							Hardware
	Standard	Profile	Resolution	Chroma	Precision	Frame Rate	Audio	
DC-V-MPEG2-8b-30-720-MS	MPEG-2	up to High	up to 720i/p	4:2:0/4:2:2	8 bits	up to 30fps	no	MCM-1000S
DC-V-MPEG2-8b-60-720-MA	MPEG-2	up to High	up to 720i/p	4:2:0/4:2:2	8 bits	up to 60fps	no	MCM-1000A
DC-V-MPEG2-8b-30-1080-MS	MPEG-2	up to High	up to 1080i/p	4:2:0/4:2:2	8 bits	up to 30fps	no	MCM-1000S
DC-V-MPEG2-8b-60-1080-MA	MPEG-2	up to High	up to 1080i/p	4:2:0/4:2:2	8 bits	up to 60fps	no	MCM-1000A

Table-A10: MPEG-2 Video&Audio Decoder Modules (both video and audio):

Product #	Specifications							Hardware
	Standard	Profile	Resolution	Chroma	Precision	Frame Rate	Audio	
DC-V-MPEG2-8b-30-720-MS	MPEG-2	up to High	up to 720i/p	4:2:0/4:2:2	8 bits	up to 30fps	AAC/MPEG2 L-2	MCM-1000S
DC-V-MPEG2-8b-60-720-MA	MPEG-2	up to High	up to 720i/p	4:2:0/4:2:2	8 bits	up to 60fps	AAC/MPEG2 L-2	MCM-1000A
DC-V-MPEG2-8b-30-1080-MS	MPEG-2	up to High	up to 1080i/p	4:2:0/4:2:2	8 bits	up to 30fps	AAC/MPEG2 L-2	MCM-1000S
DC-V-MPEG2-8b-60-1080-MA	MPEG-2	up to High	up to 1080i/p	4:2:0/4:2:2	8 bits	up to 60fps	AAC/MPEG2 L-2	MCM-1000A

A.6 H.264-to-H.265 Transcoder Modules

Table-A11 lists the standard H.264-to-H.265 video transcoder modules. Table-A12 lists the H.264-to-H.265 video/audio transcoder modules.

Table-A11: H.264-to-H.265 Video Transcoder Modules (video only without audio):

Product #	Specifications							Hardware
	Standard	Profile	Resolution	Chroma	Precision	Frame Rate	Audio	
TC-V-H.264-to-H.265-8b-30-720-MZ	H.265	Main 4:2:2	up to 720i/p	up to 4:2:2	8 bits	up to 30fps	no	MCM-1000Z
TC-V-H.264-to-H.265-10b-30-720-MZ	H.265	Main 4:2:2	up to 720i/p	up to 4:2:2	10 bits	up to 30fps	no	MCM-1000Z
TC-V-H.264-to-H.265-8b-60-720-MZ	H.265	Main 4:2:2	up to 720i/p	up to 4:2:2	8 bits	up to 60fps	no	MCM-1000Z
TC-V-H.264-to-H.265-10b-60-720-MZ	H.265	Main 4:2:2	up to 720i/p	up to 4:2:2	10 bits	up to 60fps	no	MCM-1000Z
TC-V-H.264-to-H.265-8b-30-1080-MZ	H.265	Main 4:2:2	up to 1080i/p	up to 4:2:2	8 bits	up to 30fps	no	MCM-1000Z
TC-V-H.264-to-H.265-10b-30-1080-MZ	H.265	Main 4:2:2	up to 1080i/p	up to 4:2:2	10 bits	up to 30fps	no	MCM-1000Z
TC-V-H.264-to-H.265-8b-60-1080-MZ	H.265	Main 4:2:2	up to 1080i/p	up to 4:2:2	8 bits	up to 60fps	no	MCM-1000Z
TC-V-H.264-to-H.265-10b-60-1080-MZ	H.265	Main 4:2:2	up to 1080i/p	up to 4:2:2	10 bits	up to 60fps	no	MCM-1000Z

Table-A12: H.264-to-H.265 Video & Audio Transcoder Modules (both video and audio):

Product #	Specifications							Hardware
	Standard	Profile	Resolution	Chroma	Precision	Frame Rate	Audio	
TC-V-H.264-to-H.265-8b-30-720-MZ	H.265	Main 4:2:2	up to 720i/p	up to 4:2:2	8 bits	up to 30fps	AAC/MPEG2 L-2	MCM-1000Z
TC-V-H.264-to-H.265-10b-30-720-MZ	H.265	Main 4:2:2	up to 720i/p	up to 4:2:2	10 bits	up to 30fps	AAC/MPEG2 L-2	MCM-1000Z
TC-V- H.264-to-H.265-8b-60-720-MZ	H.265	Main 4:2:2	up to 720i/p	up to 4:2:2	8 bits	up to 60fps	AAC/MPEG2 L-2	MCM-1000Z
TC-V- H.264-to-H.265-10b-60-720-MZ	H.265	Main 4:2:2	up to 720i/p	up to 4:2:2	10 bits	up to 60fps	AAC/MPEG2 L-2	MCM-1000Z
TC-V- H.264-to-H.265-8b-30-1080-MZ	H.265	Main 4:2:2	up to 1080i/p	up to 4:2:2	8 bits	up to 30fps	AAC/MPEG2 L-2	MCM-1000Z
TC-V- H.264-to-H.265-10b-30-1080-MZ	H.265	Main 4:2:2	up to 1080i/p	up to 4:2:2	10 bits	up to 30fps	AAC/MPEG2 L-2	MCM-1000Z
TC-V- H.264-to-H.265-8b-60-1080-MZ	H.265	Main 4:2:2	up to 1080i/p	up to 4:2:2	8 bits	up to 60fps	AAC/MPEG2 L-2	MCM-1000Z
TC-V- H.264-to-H.265-10b-60-1080-MZ	H.265	Main 4:2:2	up to 1080i/p	up to 4:2:2	10 bits	up to 60fps	AAC/MPEG2 L-2	MCM-1000Z

A.7 H.264-to-MPEG2 Transcoder Modules

Table-A13 lists the standard H.264-to-MPEG2 video transcoder modules. Table-A14 lists the H.264-to-MPEG2 video/audio transcoder modules. The 60frames/second modules are offered as extensions of MPEG-2 standard.

Table-A13: H.264-to-MPEG2 Video Transcoder Modules (video only without audio):

Product #	Specifications							Hardware
	Standard	Profile	Resolution	Chroma	Precision	Frame Rate	Audio	
TC-V-H.264-to-MPEG2-8b-30-720-MZ	MPEG2	High	up to 720i/p	up to 4:2:2	8 bits	up to 30fps	no	MCM-1000Z
TC-V- H.264-to-MPEG2-8b-60-720-MZ	MPEG2	High	up to 720i/p	up to 4:2:2	8 bits	up to 60fps	no	MCM-1000Z
TC-V- H.264-to-MPEG2-8b-30-1080-MZ	MPEG2	High	up to 1080i/p	up to 4:2:2	8 bits	up to 30fps	no	MCM-1000Z
TC-V- H.264-to-MPEG2-8b-60-1080-MZ	MPEG2	High	up to 1080i/p	up to 4:2:2	8 bits	up to 60fps	no	MCM-1000Z

Table-A14: H.264-to-MPEG2 Video&Audio Transcoder Modules (both video and audio):

Product #	Specifications							Hardware
	Standard	Profile	Resolution	Chroma	Precision	Frame Rate	Audio	
TC-VA- H.264-to -MPEG2-8b-30-720-MZ	MPEG2	High	up to 720i/p	up to 4:2:2	8 bits	up to 30fps	AAC/MPEG2-L2	MCM-1000Z
TC-VA- H.264-to -MPEG2-8b-60-720-MZ	MPEG2	High	up to 720i/p	up to 4:2:2	8 bits	up to 60fps	AAC/MPEG2-L2	MCM-1000Z
TC-VA- H.264-to -MPEG2-8b-30-1080-MZ	MPEG2	High	up to 1080i/p	up to 4:2:2	8 bits	up to 30fps	AAC/MPEG2-L2	MCM-1000Z
TC-VA- H.264-to -MPEG2-8b-60-1080-MZ	MPEG2	High	up to 1080i/p	up to 4:2:2	8 bits	up to 60fps	AAC/MPEG2-L2	MCM-1000Z

A.8 MPEG2-to-H.264 Transcoder Modules

Table-A15 lists the standard MPEG2-to-H.264 video transcoder modules, and Table-A16 lists the MPEG2-to-H.264 video/audio transcoder modules. The 60frames/second modules are offered as extensions of the MPEG-2 standard.

Table-A15: MPEG2-to-H.264 Video Transcoder Modules (video only without audio):

Product #	Specifications							Hardware
	Standard	Profile	Resolution	Chroma	Precision	Frame Rate	Audio	
TC-V-MPEG2-to-H.264-8b-30-720-MA	MPEG2	High	up to 720i/p	up to 4:2:2	8 bits	up to 30fps	no	MCM-1000A
TC-V-MPEG2-to-H.264-8b-60-720-MA	MPEG2	High	up to 720i/p	up to 4:2:2	8 bits	up to 60fps	no	MCM-1000A
TC-V-MPEG2-to-H.264-8b-30-1080-MA	MPEG2	High	up to 1080i/p	up to 4:2:2	8 bits	up to 30fps	no	MCM-1000A
TC-V-MPEG2-to-H.264-8b-60-1080-MA	MPEG2	High	up to 1080i/p	up to 4:2:2	8 bits	up to 60fps	no	MCM-1000A

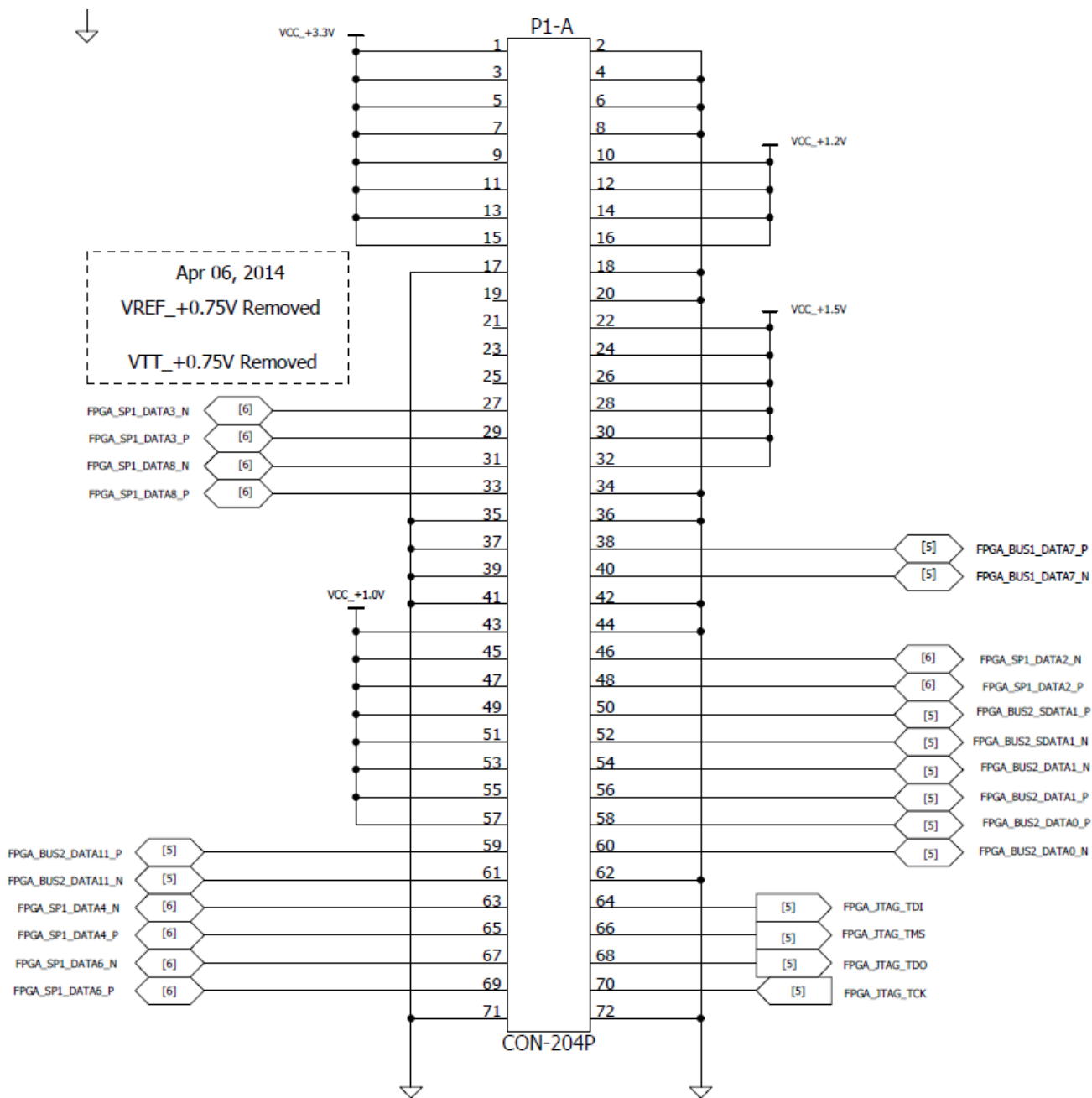
Table-A16: MPEG2-to-H.264 Video&Audio Transcoder Modules (both video and audio):

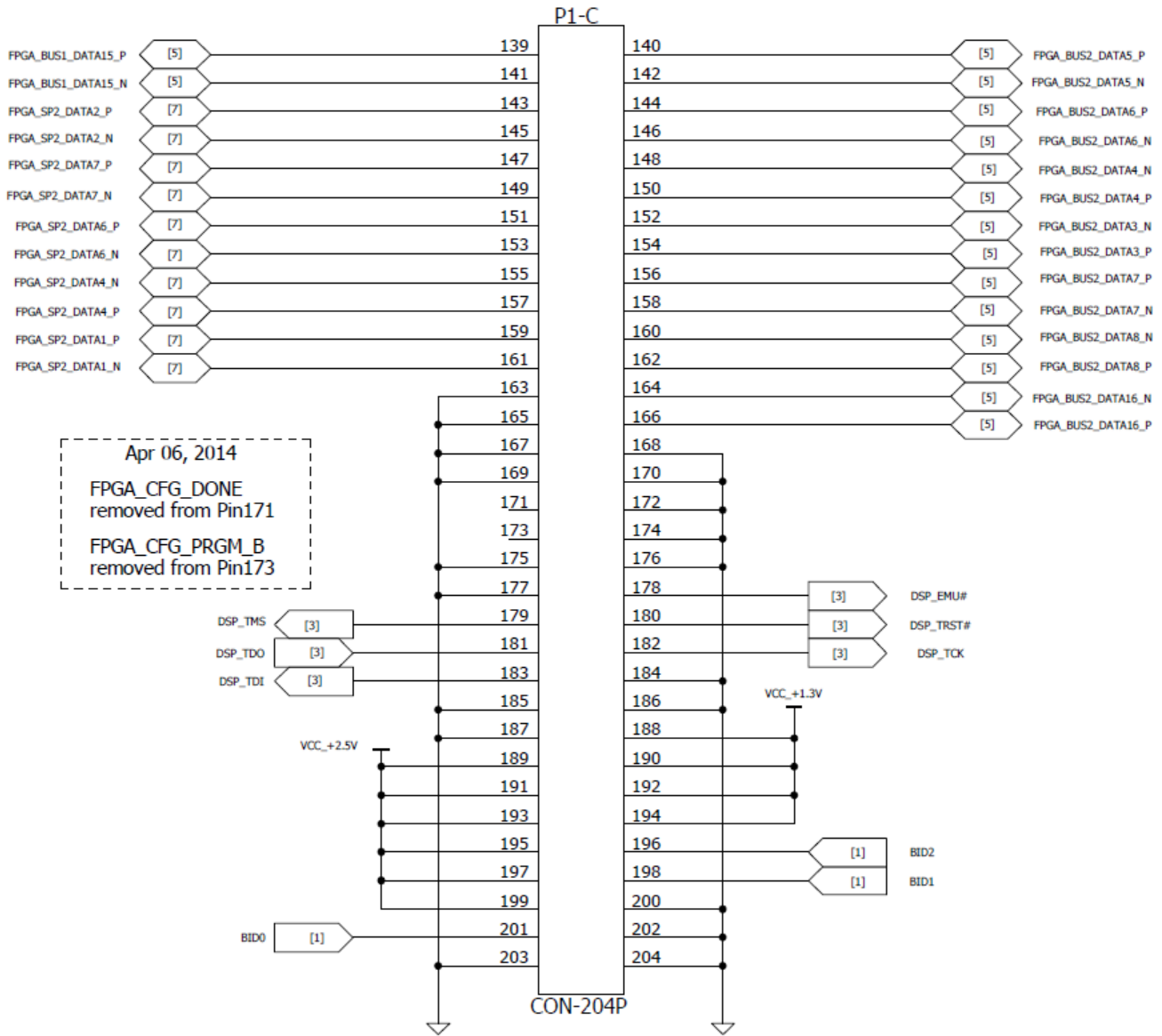
Product #	Specifications							Hardware
	Standard	Profile	Resolution	Chroma	Precision	Frame Rate	Audio	
TC-VA-MPEG2-to-H.264-8b-30-720-MA	MPEG2	High	up to 720i/p	up to 4:2:2	8 bits	up to 30fps	MPEG2-L2/AAC	MCM-1000A
TC-VA-MPEG2-to-H.264-8b-60-720-MA	MPEG2	High	up to 720i/p	up to 4:2:2	8 bits	up to 60fps	MPEG2-L2/AAC	MCM-1000A
TC-VA-MPEG2-to-H.264-8b-30-1080-MA	MPEG2	High	up to 1080i/p	up to 4:2:2	8 bits	up to 30fps	MPEG2-L2/AAC	MCM-1000A
TC-VA-MPEG2-to-H.264-8b-60-1080-MA	MPEG2	High	up to 1080i/p	up to 4:2:2	8 bits	up to 60fps	MPEG2-L2/AAC	MCM-1000A

A.9 Non-Standard Codec Modules

The previous section provides the information on SOC's factory standard MPEG codec modules. Customers can order modules based on customer specific requirements (non-standard modules). There is a Minimum Order Quantity (MOQ) required for customized configurations. Contact SOC sales sale@soctechnologies.com for information.

Appendix - B MCM-1000A Edge Connector Schematics





Appendix - C MCM-1000Z Edge Connector Schematics

